



PHOENIX DEER VALLEY AIRPORT



**City of Phoenix**  
Aviation Department

# Stormwater Pollution Prevention Plan



PREPARED: DECEMBER 2024  
ISSUED: APRIL 2025

# **Stormwater Pollution Prevention Plan**

**City of Phoenix Aviation Department**

**Phoenix Deer Valley Airport**



**Prepared: December 2024**  
**Issued: February 2025**





## Professional Engineer Seal

The undersigned Professional Engineer and employee of CDM Smith attests that she is familiar with the requirements of the Arizona Pollutant Discharge Elimination System (AZDPES) Multi-Sector General Permit for Stormwater Discharges Associated with Industrial Activities No. AZMSGP2019-001 (MSGP); that she is familiar with the operations at Phoenix Deer Valley Airport subject to the MSGP; and that this SWPPP has been prepared in accordance with the requirements of the MGSP.

Engineer: Misti Burkman

Registration Number: 49294

State: Arizona



03/31/2027

EXPIRES

Signature: Misti Burkman Date: April 17, 2025



# Table of Contents

<b>Section 1</b>	<b>Introduction .....</b>	<b>1-1</b>
1.1	Contents of the SWPPP .....	1-2
1.2	Aviation's Stormwater Pollution Prevention Program .....	1-2
<b>Section 2</b>	<b>Pollution Prevention Team.....</b>	<b>2-1</b>
2.1	PPT Membership .....	2-1
2.1.1	PPT Roles .....	2-1
2.1.2	PPT Member Categories.....	2-1
2.2	PPT Member Responsibilities .....	2-3
2.3	PPT Member Communication .....	2-3
<b>Section 3</b>	<b>Site Description .....</b>	<b>3-1</b>
3.1	Site Activities .....	3-1
3.2	Site Layout .....	3-1
3.3	Site Maps.....	3-2
<b>Section 4</b>	<b>Potential Pollutant Sources .....</b>	<b>4-1</b>
4.1	Activities in the Area .....	4-1
4.1.1	Aircraft, Ground Vehicle & Equipment Maintenance .....	4-1
4.1.2	Aircraft, Ground Vehicle & Equipment Cleaning.....	4-2
4.1.3	Aircraft, Ground Vehicle & Equipment Storage .....	4-2
4.1.4	Material Storage Areas.....	4-3
4.1.5	Airport Fuel Systems and Fueling Areas .....	4-3
4.1.6	Building and Grounds Maintenance.....	4-4
4.1.7	Recycling, Composting, Solid Waste Handling and Disposal.....	4-4
4.1.8	Lavatory and Potable Water Service .....	4-5
4.1.9	Facility Construction/Renovation.....	4-5
4.1.10	Aircraft Deicing.....	4-6
4.1.11	Fire Suppression Systems .....	4-6
<b>Section 5</b>	<b>Spills and Leaks.....</b>	<b>5-1</b>
5.1	List of Significant Spills .....	5-1
5.2	Spill Response.....	5-1
<b>Section 6</b>	<b>Non-Stormwater Discharges .....</b>	<b>6-1</b>
6.1	Allowable Non-Stormwater Discharges .....	6-1
6.2	Unauthorized Non-Stormwater Discharges .....	6-3
<b>Section 7</b>	<b>Control Measures .....</b>	<b>7-1</b>
7.1	Selection .....	7-1
7.2	Implementation.....	7-2
7.3	Services Provided by Aviation .....	7-3
7.4	Schedule, Practices and Procedures.....	7-4
7.4.1	Control Measures Maintenance.....	7-4
7.4.2	Spill Prevention and Response Procedures .....	7-5
7.4.3	Training.....	7-6
<b>Section 8</b>	<b>Inspections.....</b>	<b>8-1</b>
8.1	Quarterly Routine Site Inspections.....	8-1
8.2	Weekly/Monthly Self-inspections .....	8-2
8.3	Monthly Deicing Inspections .....	8-3
8.4	No Activities Certification.....	8-3

**Section 9 Stormwater Monitoring.....9-1**

9.1 Outfall Description..... 9-1

9.2 Outfall Visual Assessments..... 9-1

9.3 Outfall Routine Site Inspections ..... 9-2

9.4 Analytical Monitoring Applicability ..... 9-3

**Section 10 Reporting .....10-1**

10.1 Aviation’s Rules and Regulations..... 10-1

10.2 Reportable Quantity Spills..... 10-1

10.3 MS4 Notification..... 10-2

10.4 Corrective Action Triggers ..... 10-2

10.5 Corrective Action Response ..... 10-2

10.6 Analytical Monitoring ..... 10-4

10.7 Planned Changes ..... 10-5

10.8 Anticipated Noncompliance ..... 10-5

10.9 Missing or Incorrect Information ..... 10-5

**Section 11 SWPPP Administration.....11-1**

11.1 Signature Requirements..... 11-1

11.1.1 Items Requiring Signatures..... 11-1

11.1.2 Aviation Signature Requirements..... 11-1

11.1.3 NOI and NEC Signature Requirements ..... 11-2

11.2 SWPPP Modifications ..... 11-2

11.3 SWPPP Availability..... 11-3

11.4 Recordkeeping..... 11-3

Tables

2-1 PPT Member Categories..... 2-2

3-1 Site Maps..... 3-2

9-1 Outfall Locations..... 9-1

Photos

7-1 DVT Wash Rack..... 7-3

7-2 DVT Accumulation Site ..... 7-3

## Figures

- 1 General Location Map
- 2 Activity and Potential Pollutants Map
- 3 Surface Drainage and Outfalls
- 4 Spill Locations

## Appendices

- A Control Measures
- B PPT Member Category Responsibilities, Communication and Recordkeeping
- C Notice of Intent and Notice of Intent Authorization Certification
- D Pollution Prevention Team Members
- E Pollution Prevention Team Industrial Activities
- F Rule and Regulation 01-01 for Fuel Releases and Releases of Other Regulated Substances
- G Record of Spills
- H Spill Response Plan
- I Rule and Regulation 01-02 for Stormwater Enforcement
- J Spill Prevention, Control and Countermeasure Certification Form (Blank)
- K Routine Site Inspection Guidance Document
- L Routine Site Inspection Form (Blank)
- M Self-inspection Form (Blank)
- N Outfall Visual Assessment Form (Blank)
- O Outfall Routine Site Inspection Form (Blank)
- P 5-Day Written Report (Blank)
- Q Corrective Action Report Form (Blank)
- R Spill Report Email Template
- S Signatory Authorization Records
- T SWPPP Certification Form (Blank)
- U Wash Plan Requirements
- V Deicing Inspection Form (Blank)
- W No Activities Certification Form
- X Tier II Certification Form
- Y Revision History

## Acronyms

ADEQ – Arizona Department of Environmental Quality  
 AFFF – Aqueous Film Forming Foam  
 ASD – Aviation Stormwater Database  
 AST – Aboveground Storage Tanks  
 AVE – Aircraft, Ground Vehicle and Equipment  
 Aviation – City of Phoenix Aviation Department  
 AZPDES – Arizona Pollutant Discharge Elimination System  
 BFE – Base Flood Elevation  
 CGP – Stormwater General Permit for Construction Activities  
 CERCLA – Comprehensive Environmental Response, Compensation and Liability Act  
 CM – Control Measure  
 COP – City of Phoenix  
 CWA – Clean Water Act  
 DVT – Phoenix Deer Valley Airport  
 ELG – Effluent Limitation Guideline  
 EMIS – Aviation’s Environmental Management Information System  
 FBO – Fixed-Base Operator  
 FOD – Foreign Object Debris  
 F3 – Fluorine-free Foam  
 GA – General Aviation  
 GSE – Ground Support Equipment  
 myDEQ – ADEQ’s e-Permitting/e-Compliance Online Portal  
 MMP – Mobile Maintenance Providers  
 MS4 – Municipal Separate Storm Sewer System  
 MSGP – Stormwater Multi-Sector General Permit for Industrial Activities  
 NDC – No Discharge Certification  
 NEC – No Exposure Certification  
 NFPA – National Fire Protection Association  
 NOI – Notice of Intent  
 NOT – Notice of Termination  
 NRC – National Response Center  
 OAW – Outstanding Arizona Water  
 OPM – Arizona Office of Pest Management  
 OWS – Oil Water Separator  
 PHX – Phoenix Sky Harbor International Airport  
 PHXYou – Aviation’s Online Training Program and Database  
 PPT – Pollution Prevention Team  
 RSI – Routine Site Inspection  
 SIC – Standard Industrial Classification  
 SPCC – Spill Prevention Control and Countermeasure

Stormwater Program – Stormwater Pollution Prevention Program

SWPPP – Stormwater Pollution Prevention Plan

TI – Tenant Improvement

USEPA – United States Environmental Protection Agency

UST – Underground Storage Tank

WOTUS – Waters of the United States

WSP – Wash Service Provider

# Section 1 Introduction

This Stormwater Pollution Prevention Plan (SWPPP) has been developed for the Phoenix Deer Valley Airport (DVT) in compliance with the requirements of Arizona Pollutant Discharge Elimination System (AZPDES) Multi-Sector General Permit for Stormwater Discharges Associated with Industrial Activities No. AZMSGP2024-001 (MSGP) released by the Arizona Department of Environmental Quality (ADEQ). The MSGP, effective January 16, 2025, is accessible at [https://static.azdeq.gov/permits/azpdes/msgp\\_permit.pdf](https://static.azdeq.gov/permits/azpdes/msgp_permit.pdf). The permit will expire 5 years from the effective date.

The operations at DVT are classified under Standard Industrial Classification (SIC) codes 4512 to 4581 for establishments primarily engaged in the transport of passengers or air freight via aircraft. Sector S of the MSGP is applicable to the facilities classified under these SIC code and to those facilities on the property with stormwater drainage that mixes with stormwater from areas under the SIC code. Sector S requirements have been incorporated into this SWPPP.

The City of Phoenix Aviation Department (Aviation) is the owner and operator of this general aviation airport. Aviation and the facilities associated with industrial activities are referred to as Pollution Prevention Team (PPT) members. PPT members are those facilities involved in aircraft and ground vehicle maintenance (including vehicle mechanical repairs, fueling and defueling and lubrication), facility and equipment cleaning operations, outdoor chemical/waste storage, and Fixed-Base Operations (FBOs).

For each permit term, Aviation and operators that perform MSGP-regulated industrial activities, known as co-permittees, are required to apply for coverage under the MSGP by submitting Notices of Intent (NOIs) through ADEQ's online portal known as myDEQ. Alternatively, No Exposure Certifications (NECs) may be submitted where applicable. The current NOI and NOI Authorization Certificate for Aviation is also included as **Appendix C**, as required by MSGP Part 5.6.

This comprehensive plan is implemented at DVT through the combined efforts of the Aviation, Aviation Stormwater Program Team, and the PPT. This SWPPP replaces previous versions and has been updated to address current operations. This update to the SWPPP has been developed to provide consistent and effective management of stormwater quality throughout DVT, in accordance with good engineering practices. The SWPPP is designed to:

1. Identify sources of pollution potentially affecting the quality of stormwater discharges associated with industrial activities that are covered under the MSGP;
2. Describe and ensure implementation of practices to minimize and control pollutants in stormwater discharges from these industrial activities; and
3. Ensure compliance with the terms and conditions of the MSGP.

## 1.1 Contents of the SWPPP

The SWPPP is generally organized and presented in a sequence consistent with SWPPP content requirements described in Part 5 of the MSGP, with related sections, incorporated as follows:

1. Introduction: Describes the purpose and applicability of the SWPPP and summarizes the structure of Aviation's Stormwater Pollution Prevention Program (Stormwater Program) (Parts 5.1, 8.S.3.3, and 8.S.6).
2. Pollution Prevention Team (PPT): Identifies the members of the PPT, describes their roles and responsibilities, defines co-permittees, and identifies the division of MSGP activities (Part 5.1.1).
3. Site Description: Provides a description of the site and the industrial activities that occur (Parts 5.1.1 and 8.S.6.1). This section also details the required information included as general and detailed maps (Parts 5.1.1, 5.1.2, and 8.S.6.1).
4. Potential Pollutant Sources: Summarizes the industrial activities conducted and materials handled with exposure to stormwater (Parts 5.1.1 and 8.S.6.2).
5. Spills and Leaks: Identifies the history of significant spills or leaks and presents procedures for documenting spills and leaks (Part 5.1.1).
6. Non-Stormwater Discharges: Describes non-stormwater discharges and documents evaluations conducted (Parts 5.1.1, 1.1.3.1, and 2.2.1.2.9).
7. Control Measures (CMs): Provides a description of CMs installed and implemented (Parts 5.1.1, 2.1, 2.2.1, and 8.S.4) and details related schedules, practices, and procedures (Part 5.1.1).
8. Inspections: Details procedures for inspections (Parts 4.1, 5.1.1, and 8.S.6.1).
9. Stormwater Monitoring: Provides a description of outfalls and details procedures for monitoring (Parts 4.2 and 8.S.8). This section also documents non-applicability of certain sampling requirements (Parts 5.1.1 and 6.1.5).
10. Reporting: Describes the procedures for Corrective Action and other non-compliance reporting (Parts 3 and 7; and Appendix B Subsection 12).
11. SWPPP Administration: Describes the requirements for signature and certification of permit-related documents and reports (Parts 5.1.1 and 5.2; and Appendix B, Subsection 9). This section also discusses maintaining and recording of revisions to the SWPPP (Part 5.3), identifies the requirements for maintaining the plan such that it is available to Aviation, PPT members, co-permittees, agency personnel and the public (Part 5.4) and identifies the record retention period (Part 7.4).

## 1.2 Aviation's Stormwater Pollution Prevention Program

Aviation has implemented a Stormwater Program that is focused on achieving consistent implementation of stormwater pollution prevention measures airport wide. In general, Aviation has assumed the role of program administrator, led by the Aviation Stormwater Program Team. To effectively implement the program and reduce redundancy, Aviation implements certain MSGP requirements for the PPT, whereas some requirements are implemented by the PPT members themselves. Aviation coordinates MSGP activities with the PPT as well as consultants or others



performing work on behalf of Aviation; together, they make up the Aviation Stormwater Program Team.

Each individual co-permittee remains responsible for ensuring all requirements of its own MSGP coverage are met regardless of whether this SWPPP allocates the implementation of MSGP requirements to Aviation. If Aviation does not implement an MSGP requirement on behalf of a co-permittee, it does not negate the co-permittee's ultimate liability.

## Section 2 Pollution Prevention Team

### 2.1 PPT Membership

MSGP, Part 5.1.1 requires Aviation to establish a PPT. The PPT is structured to promote teamwork and idea sharing and to provide a platform for collaborative problem solving. The PPT is comprised of the roles identified in **Section 2.1.1**.

#### 2.1.1 PPT Roles

##### *Stormwater Program Team:*

Aviation's Stormwater Program Team manages the Stormwater Program, assuming the roles of Program Administrator, co-permittee, and PPT member.

##### *PPT Member:*

PPT members are operators with facilities (i.e., activities, physical location, leasehold, and/or equipment) that qualify for inclusion in the Stormwater Program, based on the facility categories defined in **Section 2.1.2**.

##### *PPT Member Representative:*

Each PPT member must identify at least one employee with knowledge of the facility and associated stormwater exposure to serve as their representative. Current PPT member representatives are identified in **Appendix D**. The representative should:

1. Have knowledge and experience of the PPT member facility relevant to the SWPPP;
2. Possess local knowledge and skills to assess conditions and activities that could impact stormwater quality at the facility, to evaluate the effectiveness of stormwater pollution CMs, and to participate in routine site inspections (RSI); and
3. Implement and maintain stormwater pollution CMs to prevent stormwater pollution and take corrective actions, as necessary.

#### 2.1.2 PPT Member Categories

As differing requirements apply to PPT members based on the activities conducted at their facility and their potential to impact stormwater, this section defines PPT member categories, summarized in **Table 2-1**.

Table 2-1 PPT Member Categories*				
Category	Stormwater Exposure	PPT Member	Co-permittee (Sector S)	ADEQ Authorization Type
Aviation (Program Administrator)	✓	✓	✓	NOI
Category I	✓	✓	✓	NOI
Category II		✓	✓	NEC
Category III	✓	✓		N/A
Category IV		✓		N/A

\* The Aviation Stormwater Program Team may reevaluate PPT member's stormwater exposure and determine appropriate Category.

#### *Category I PPT Member:*

Companies that perform Sector S activities are included in the program as co-permittees and are known as Category I PPT Members. Qualifying companies are required to obtain MSGP coverage for their facility by submitting an NOI through myDEQ, paying MSGP permit fees, conducting regular inspections, and maintaining documentation of the NOI and NOI Authorization Certificate. Sector S facilities may include:

4. Air passenger and cargo companies;
5. Fixed-based operators (FBOs);
6. Aircraft, ground vehicle and equipment (AVE) wash companies;
7. AVE maintenance providers;
8. Owner/operator; and
9. Deicing operator.

#### *Category II PPT Member:*

Companies that perform Sector S activities but have certified that there is no exposure of industrial materials or activities to precipitation or runoff, are included in the Stormwater Program as co-permittees and are known as Category II PPT Members. The demonstration of "no exposure" can only be made on a PPT member facility-wide basis and is not for individual outfalls or activities.

Qualifying companies are required to obtain MSGP coverage for their facility by submitting an NEC through myDEQ and paying MSGP permit fees. ADEQ recommends that the site develop and implement a plan to periodically inspect site conditions to ensure NEC eligibility requirements are met.

Any facility that receives an NEC must ensure they continue to comply with the requirements of this SWPPP. If at any time the facility no longer complies with MSGP Section 1.6.1, they are required to seek permit coverage and submit an NOI.

#### *Category III PPT Member:*

Aviation requires companies that do not require permit coverage under Sector S of the MSGP but conduct activities that have the potential to impact stormwater, be included in the Stormwater Program as PPT members. These facilities include companies that handle chemicals and oils, store vehicles or equipment, have had a significant spill at the airport, and/or have other stormwater exposure as part of their business conducted at the airport. These facilities are not co-permittees, but are inspected as part of the Stormwater Program, are part of the PPT, and must comply with the requirements of the SWPPP, COP municipal separate storm sewer system (MS4) permit, and the MSGP.

#### *Category IV PPT Member:*

Category IV PPT members include other companies, including non-Sector S companies, doing business at DVT who are not covered under Category I, II, and III. One example of a Category IV PPT member would be an airline that subcontracts all Sector S activities that could impact stormwater quality to companies that maintain a Sector S NOI. Category IV PPT members take annual stormwater training and contact the Aviation Stormwater Program Team if their activities change so they have stormwater exposure. These PPT members are also encouraged to perform regular self-inspections or have their subcontractors perform these inspections on their behalf.

## 2.2 PPT Member Responsibilities

Aviation's primary responsibility, as the Stormwater Program Administrator, is to oversee the Stormwater Program, whereas PPT members implement specific tasks. To conduct business at the airport, PPT members are required to comply with all applicable environmental rules and regulations, including securing coverage under the MSGP, if applicable. Each PPT member is responsible for meeting all MSGP requirements regardless of whether this SWPPP assigns the tasks to Aviation or the PPT member. The responsibilities of each role are identified in **Appendix B**.

#### *Recordkeeping Summary*

To facilitate recordkeeping efforts, Aviation's maintains a document repository known as the Aviation Stormwater Database (ASD) for internal documents, as well as a virtual notebook, accessible to PPT members, within which relevant documentation is stored. The virtual notebook includes information useful to PPT members regarding the program; however, PPT members are required to maintain documentation not located within the virtual notebook. Additional internal documents are stored in Aviation's Environmental Management Information System (EMIS). **Appendix B** summarizes the responsibilities related to documentation.

## 2.3 PPT Member Communication

As Aviation conducts some activities on behalf of its PPT members, **Appendix B** lists these and describes methods for communicating results to PPT members and ensuring appropriate follow-up, as required by MSGP Part 8.S.3.3.

## Section 3 Site Description

### 3.1 Site Activities

This section describes the site, including industrial activities conducted at DVT as required by MSGP Part 5.1.1.

DVT is a general aviation (GA) airport. The COP acquired DVT in 1971 and the airport has since undergone several expansions. In 2023, DVT had 344,393 flight operations total (<https://www.deervalleyairport.com/about-dvt-airport/statistics/>).

Industrial activities at DVT are described in **Section 4** and summarized as follows:

1. AVE Maintenance;
2. AVE Cleaning;
3. AVE Storage;
4. Material Storage Areas;
5. Airport Fuel System and Fueling Areas;
6. Building and Grounds Maintenance;
7. Recycling, Composting, Waste Handling and Disposal;
8. Lavatory and Potable Water Service;
9. Facility Construction/Renovation;
10. Aircraft Deicing; and
11. Fire Suppression Systems.

### 3.2 Site Layout

DVT is in south central Arizona, approximately 15 miles north of the central business district of Phoenix. Land use in the surrounding area consists of industrial and commercial property to the north, south and east. Residential developments are in the areas west and southeast of DVT.

DVT is situated along the Cave Creek and the property encompasses approximately 1,000 acres. Approximately 40 percent of the site is covered by impervious surfaces, such as buildings, runways, taxiways, and parking lots. The pervious surfaces comprising the remainder of DVT are concentrated around the runways and in the northern portion of the airport.

Stormwater drains through a series of storm drains to 11 outfalls to the COP municipal separate storm sewer system (MS4) to Cave Creek. The storm drains originate on airport property. Run-on of stormwater enters the property from the northwest and eastern boundaries.

Cave Creek is located directly southeast of the airport and is the receiving water for stormwater discharges from DVT. Cave Creek is a dry riverbed during most of the year except during storm runoff events. DVT has approximately 80 feet of relief between the northeastern and southwestern boundaries of the airport, with a gradient of 40 feet per mile sloping to the southwest. Drainage basins connected to an extensive underground drainage system primarily

collect surface runoff. Refer to A.R.S. 49-221(G) for protected surface water designation of Cave Creek.

### 3.3 Site Maps

MSGP, Parts 5.1.1, 5.1.2 and 8.S.6.1 require inclusion of site maps with the SWPPP. **Figure 1** identifies general location with the Cave Creek as the surface water receiving stormwater discharges from the site identified. To display detailed information on the site, **Figures 2, 3, and 4** were developed. **Figure 2** presents locations of industrial activity and potential pollutants. **Figure 3** shows the surface water and stormwater discharge locations from DVT. **Figure 4** presents locations where significant spills or leaks have occurred.

**Table 3-1** identifies the figure that presents the data required in MSGP Parts 5.1.2 and 8.S.6.1.

Table 3-1 Site Maps	
Required Information	Figure Number
Boundaries of the property	1
Designation of area(s) associated with industrial activities	2
Identification of adjacent properties	2
Directions of stormwater flow for areas of the site that generate stormwater discharges with a reasonable potential to contain pollutants	2
Locations of stormwater conveyances including ditches, pipes, and swales	2
Locations of major structural stormwater CMs	2
Locations of surface water receiving the site's discharges	2
Locations of any special waters clearly labeled within 2.5 miles of the site	N/A
Locations where the site's stormwater discharges to a regulated MS4	3
Locations where significant spills or leaks have occurred in the past three years	4
Locations of outfalls with a unique identification code for each feature	3
An approximate outline of the areas draining to each outfall	3
Identification of which outfalls are considered sampling points	3 – See also Section 9.1
Identification of which outfalls are being treated as substantially identical outfalls	N/A
Locations of outfalls that are inactive or no longer used as outfalls, if practicable	N/A
Identification of all outfalls that include allowable non-stormwater discharges under MSGP Part 1.1.3	3 – Applicable to all outfalls
Location of on-site drywell(s) and their registration number(s)	N/A

Table 3-1 Site Maps	
Required Information	Figure Number
Sources of run-on to the site from adjacent property that may contain pollutants	3
Locations of following activities and features that are exposed to stormwater with the potential to discharge pollutants, including but not limited to: <ol style="list-style-type: none"> <li>1. Fueling stations;</li> <li>2. AVE maintenance and/or cleaning areas;</li> <li>3. Loading/unloading areas;</li> <li>4. Locations used for the treatment, storage, or disposal of wastes;</li> <li>5. Liquid storage tanks;</li> <li>6. Processing/storage areas;</li> <li>7. Transfer areas for bulk materials;</li> <li>8. Access roads/rail lines used or traveled by carriers of raw materials, manufactured products, waste material, or by-products used or created by the site;</li> <li>9. Aircraft and runway deicing operations; and</li> <li>10. Storage areas for AVE awaiting maintenance.</li> </ol>	2

There are PPT members subject to MSGP requirements that are not identified in **Figure 2**. These mobile service providers conduct operations without an on-site facility and include wash service providers (WSPs) and mobile maintenance providers (MMPs). While they conduct Sector S specific industrial activities at DVT, the place of business is located off-site.

## Section 4 Potential Pollutant Sources

### 4.1 Activities in the Area

MSGP Part 5.1.1 and Part 8.S.6.2 requires the SWPPP include a summary of potential pollutant sources. The activities with the potential to discharge pollutants to stormwater are described below. The potential for discharges takes into consideration CMs that are in place for each activity. The CMs for each activity are discussed in **Section 7** with details provided in **Appendix A**. In addition to CMs for these activities, facility-wide CMs associated with good housekeeping have been developed that are not associated with a specific industrial activity.

**Appendix E** identifies the industrial activities conducted by the PPT. **Figure 2** identifies the specific areas where industrial materials or activities may be exposed to stormwater.

#### 4.1.1 Aircraft, Ground Vehicle & Equipment Maintenance

##### *Activities:*

The majority of the PPT members maintain aircraft, ground vehicles, and/or equipment. Maintenance activities are performed both indoors and outdoors. Maintenance is not performed outdoors when it is raining. PPT members who have hangars large enough to accommodate aircraft generally perform aircraft maintenance indoors. The remaining PPT members perform aircraft maintenance in designated paved areas.

Vehicle and ground support equipment (GSE) maintenance is performed undercover in inside maintenance bays or in designated paved areas. Maintenance bays have oil water separators that discharge to the City of Phoenix's sanitary sewer.

All PPT members collect and dispose of their own waste materials. Aviation provides accumulation sites for GA use only. The accumulation sites are for the collection of used oils, used batteries and waste solvents for disposal or recycling.

Some PPT facilities have floor drains located in maintenance areas, and it is documented that there are no illicit connections from these drains to the storm drain system at their leasehold. All runoff that enters floor drains is discharged to the sanitary sewer. Additionally, some of those floor drains are routed to oil water separators (OWSs) before discharging to the COP sanitary sewer.

##### *Pollution Source Potential:*

**Low** – In compliance with the CMs, AVE maintenance activities represent a low potential for significant pollutant discharge. Additionally, there is a low potential for pollutant discharge to the stormwater drain system from the floor drains at the listed facilities due to adherence to the CMs.



#### 4.1.2 Aircraft, Ground Vehicle & Equipment Cleaning

##### *Activities:*

Many PPT members perform cleaning activities, which include AVE washing and equipment degreasing. Most PPT members conducting AVE washing do so at designated wash racks. The wash racks' OWSs discharge to the COP sanitary sewer system. Washing is not conducted outdoors during rain events.

WSPs perform AVE washing and are required to submit a written wash plan to Aviation for approval. The wash plan identifies wash areas, the location of nearby stormwater drains, the water retrieval process, the water disposal method, a list of wash products, and other additional information. Storm drains are to be located a minimum of 50-ft from the aircraft body, wing and/or tail. Wash plans must be revised and resubmitted every 3 years. Detailed wash plan requirements are in **Appendix U**. WSPs are identified on **Figure 2**.

The only locations where wet washing is allowed are the designated wash racks unless a request for an alternate location is submitted and approved by Aviation Planning and Environmental and Operations and discharge is captured and disposed of via an OWS connected to sanitary sewer.

To minimize potential for pollutant discharges from washing activities, many PPT members use dry-washing methods. PPT members using dry-washing methods are still required to submit a wash plan and protect stormwater drain inlets during washing activities.

In addition to aircraft washing, many PPT members also conduct vehicle and equipment washing. PPT members must request and receive permission from Aviation to conduct this activity at the Aviation wash racks and/or maintenance bays.

Parts cleaners for equipment degreasing are stored throughout DVT in various hangars where they are not exposed to stormwater. These must be kept inside or undercover where they are not exposed to stormwater.

##### *Pollution Source Potential:*

**Low** – Due to adherence to the CMs, washing activities represent a minimal source of non-stormwater discharges to the storm drain system.

#### 4.1.3 Aircraft, Ground Vehicle & Equipment Storage

##### *Activities:*

The majority of the PPT members have aircraft that are stored at a designated parking area at the airport when not in use. Vehicles and equipment (i.e., tugs, lavatory carts, etc.) that are used daily are stored in designated locations away from storm drains when they are not being used. For long-term storage of AVE, more than 30 days, Aviation requires PPT members to drain fluids, remove the battery and clean visible oil/fuel from the equipment to minimize the possibility of releases.

Repaired equipment and equipment awaiting repair, salvage, or demolition are stored in designated areas located at GSE maintenance areas.

Additionally, some of the PPT members are required to store damaged aircraft or vehicles on their premises. These AVE cannot be moved due to insurance requirements. However, PPT members are required to employ and properly maintain, as appropriate, CMs such as drip pans for these aircraft and vehicles.

*Pollution Source Potential:*

**Moderate** – Storage activities represent a moderate potential source of stormwater pollution. During rain events, residues (e.g., fuel, oil, grease) on the equipment under repair or residuals from spills or leaks from the stored AVE could be a source of potential pollutants in stormwater discharges.

#### 4.1.4 Material Storage Areas

*Activities:*

Many PPT members have indoor and outdoor material storage areas. Chemicals, cleaning products, new oil, and used oil are typically stored in 55-gallon or smaller containers. Paint, liquid soap, glycol-based deicing fluids, or other fluids may be stored in 250-gallon totes or smaller containers. Fuel is typically stored in aboveground and underground storage tanks (ASTs and USTs).

PPT members are required to use secondary containment in material storage areas with potential exposure to stormwater. Outdoor storage areas have the greatest potential to impact stormwater; therefore, Aviation encourages use of a storm-resistant cover. PPT members without a leasehold on airport property, (such as WSPs or MMPs who maintain aircraft and equipment at satellite locations) may transport chemicals, cleaning products, new oil, and used oil in less than 55-gallon capacity containers. These small quantities of oil and chemicals are stored inside the PPT member's vehicle and inside totes which act as secondary containment.

*Pollution Source Potential:*

**Moderate** – Outdoor material storage areas and chemical storage areas located near doorways represent a moderate potential source of stormwater pollution.

#### 4.1.5 Airport Fuel Systems and Fueling Areas

*Activities:*

Aircraft, ground vehicle and/or equipment fueling is necessary to the operations of most PPT members. Aircraft fueling and defueling activities are conducted only on concrete ramps or asphalt. Most vehicle and GSE fueling is conducted on the ramp by an FBO refueler or a PPT operated fueling station on concrete ramps or asphalt. Aircraft defueling is performed from mobile refueling vehicles.

Fuel spills are quickly contained using absorbent materials. PPT members must provide spill kits and spill response plans in PPT-owned or leased fueling areas. In addition to the materials supplied by PPT members, Aviation maintains spill kits and response plans at gates, accumulation sites, and specific storage locations at DVT for emergency use in managing larger spills.

Aviation enforces Rule and Regulation 01-01, “Fuel Release and Releases of Other Regulated Substances” (**Appendix F**) which was developed to comply with COP City Code Chapter V, Article IV, Section 4-116 “Compliance with environmental laws” and Section 4-117 “Environmental actions”.

In addition to prompt spill response, all spills are to be immediately reported to DVT Operations and if necessary, 911. If a release has entered a storm drain, sanitary sewer, or soil, then reports must be made to the ADEQ and National Response Center (NRC).

Fuel is stored in both ASTs and USTs. AVE Fueling is performed from mobile refuelers or at an FBO operated fueling station. Fueling service providers are required to equip refuelers with spill kits and spill response plans.

Sump fuels are placed in approved closed containers for flammable liquids and recycled off-site.

*Pollution Source Potential:*

**Significant/Moderate** – Aircraft and vehicle fueling activities represent a significant potential impact to stormwater. Storage and transportation of AVE fuel represents a moderate potential source of stormwater pollution. Leaks from fuel transfers that are not immediately cleaned have the greatest potential to impact stormwater.

#### 4.1.6 Building and Grounds Maintenance

*Activities:*

PPT members perform activities throughout DVT to maintain clean indoor and outdoor areas. Aviation performs apron cleaning with vacuum sweeper/scrubber in most areas. Wastewater from this activity is disposed of through OWSs routed to the COP sanitary sewer system. Many of the PPT members and/or their contractors conduct floor washing at their facilities and wash water is discharged to OWSs or directly to the COP sanitary sewer system.

Aviation, their contractors, and certain PPT members contract a service provider for application of pesticides. Service providers must be approved by the Arizona Office of Pest Management (OPM). Contractor applied products are generally used in small quantities and are not stored on-site.

*Pollution Source Potential:*

**Low** – In compliance with the CMs, outdoor apron and floor-washing activities do not represent a significant source of non-stormwater discharges to the stormwater drain system. Overall, building and ground maintenance activities represent a low potential source of stormwater pollution. During rainfall events, pesticide and herbicide residuals at application sites may be washed into the stormwater drain system. However, the use of pesticides and herbicides at the airport does not result in significant discharges to the land surface.

#### 4.1.7 Recycling, Composting, Solid Waste Handling and Disposal

*Activities:*

Most of the PPT members manage solid wastes, universal waste, and used oil. Hazardous wastes must be containerized, and storage areas are required to be kept clean of garbage and debris.

Garbage and compost material are collected in separate containers and transported off-site regularly for disposal and composting to prevent excessive accumulation. Recyclable materials, such as, used oil, used batteries and sump fuel must be stored inside or under cover and with secondary containment if outside. Used light bulbs must be stored inside or under cover.

Aviation and several PPT facilities dispose of regulated hazardous wastes according to applicable regulations. Aviation and the individual PPT facilities that registered with ADEQ for hazardous waste disposal (EPA identification numbers) follow proper disposal procedures and properly train employees handling hazardous waste according to City, County, State and Federal regulations. Aviation provides accumulation sites for private aircraft owners for used oil and waste solvents to ensure proper disposal. These sites are maintained under cover with containment and spill kits to prevent stormwater exposure.

*Pollution Source Potential:*

**Significant** – Based on the widespread nature of this industrial activity, there is significant potential impact to stormwater quality. Uncontained debris that is not immediately collected has the greatest potential to impact stormwater.

#### 4.1.8 Lavatory and Potable Water Service

*Activities:*

Aircraft lavatories are serviced by operators with lavatory carts on the apron. The main pollutant associated with this service is lavatory waste. Cutter Aviation provide aircraft lavatory services and are required to dispose of waste to the COP sanitary sewer system.

Aircraft potable water tank disinfection must be performed in paved areas only. Aircraft potable water maintenance discharges containing disinfection products must be discharged to the sanitary sewer.

*Pollution Source Potential:*

**Moderate** – Based on the frequency of lavatory and potable water service, these activities represent a moderate potential impact to stormwater quality.

#### 4.1.9 Facility Construction/Renovation

*Activities:*

PPT members are required to obtain construction and renovation project approval through Aviation's Tenant Improvement (TI) program and to comply with all federal, state, and local regulations, especially the AZPDES Stormwater General Permit for Construction Activities (Permit No. AZG2020-001; CGP). Through the TI program, Aviation will provide review of construction projects' activities to observe whether CGP requirements are followed. If a construction project is not required to obtain a CGP, the City MS4 permit requires the construction project on Aviation property complies with Aviation's SWPPP, the state MSGP, and the City's MS4 permit.

Aviation has regular construction projects at DVT and follows all federal, state, and local regulations including CGP coverage as required.

*Pollution Source Potential:*

**Moderate** – These activities represent a moderate potential impact to stormwater quality.

#### 4.1.10 Aircraft Deicing

The DVT deicing season is November through February but may be extended due to weather conditions. If required, glycol-based deicing fluids are used on aircraft to eliminate or prevent ice build-up on the wings and fuselage of aircraft during cold weather conditions. In general, this activity does not occur at DVT. Glycol based deicing fluids are generally not used or stored at DVT.

*Pollution Source Potential:*

**Low** – Based on the infrequent occurrence of icy weather conditions, the low volumes of deicing fluid used per event, and the effective use of CMs, deicing is a low source of potential non-stormwater discharge to the stormwater drain system.

#### 4.1.11 Fire Suppression

*Activities:*

There is a fire-fighting foam system located at the fuel farm and operated by Cutter Aviation. The COP Fire Department also uses Aqueous Film Forming Foam (AFFF).

Fire-fighting system testing, and maintenance is an allowable non-stormwater discharge (MSGP Part 1.1.3.1). Fire-fighting system testing and maintenance at DVT occurs as required by federal, state, and local regulations. CMs are used to the extent practicable to recover, contain, dispose or filter water or other fire suppression materials

Potable water is used when suitable and fire suppression products, such as AFFF, are used as required by federal, state, and local regulations. After the risk of fire has been addressed and the COP Fire Department has transferred command of the site to Aviation Operations, CMs are used to the extent practicable to filter debris from the water or other fire suppression material used. If AFFF was used and it is judged safe to do so, the fire suppression material will be recovered for off-site treatment or disposal.

*Pollution Source Potential:*

**Moderate** – Due to the implementation of CMs and the use of water when appropriate, these activities represent a moderate potential impact to stormwater quality.

## Section 5 Spills and Leaks

### 5.1 List of Significant Spills

The MSGP (Part 5.1.1) requires the SWPPP to include a list of significant spills and leaks of pollutants that occurred in the three years prior to the latest revision of this SWPPP. Significant spills and leaks include, but are not limited to, release of oil or hazardous substances in excess of quantities that are reportable under Section 311 of the Clean Water Act (CWA) or Section 102 of the Comprehensive Environmental Response, Compensation and Liability Act (CERCLA).

Significant spills or leaks are documented and maintained in Aviation's EMIS and with the SWPPP in **Appendix G** and locations are shown on **Figure 4**. Spill record documentation includes a descriptions of the incident, the circumstances leading up to the release and response measures taken to prevent the recurrence of such releases.

### 5.2 Spill Response

There is potential for spills and leaks to occur in the areas where pollutants are stored, used, or could otherwise come into contact with stormwater, as identified in Figure 2. Aviation has an effective spill response program that includes a spill response plan (**Appendix H**), Aviation's Rule and Regulation 01-01 for Fuel Releases and Releases of Other Regulated Substances (**Appendix F**), and Rule and Regulation 01-02 for Stormwater Enforcement (**Appendix I**). These rules establish the procedures for immediate spill reporting to Aviation Operations, and if necessary, 911, response, clean up, documentation, and subsequent notifications to agencies associated with water quality regulation and with releases of fuel and other regulated substances.

PPT members are required to address spills of fuels and other pollutants in accordance with Aviation's Rule and Regulation 01-01 for Fuel Releases and Releases of Other Regulated Substances (**Appendix F**). When a release occurs, the responsible party will immediately notify Aviation Operations and, if necessary, 911, with location, substance released, approximate size of the release and any other pertinent information (per Spill Response Plan, **Appendix H**). If the release is threatening structures, stormwater or sanitary sewers, or soil, the reporting party will dike the leading edge of the release with an approved absorbent material or device or take other preventative measures. If a release has entered a storm drain, sanitary sewer, or soil, then reports must also be made by the responsible party to the ADEQ, NRC and the City of Phoenix, the jurisdiction for the MS4 Permit.

The reporting party will remain in a safe location near the release site and will report to Aviation Operations and Fire Department representatives upon arrival. Aviation Operations and Fire Department units will respond and may establish "Command." Upon approval of Command, the responsible party may begin clean-up and dispose of waste per the appropriate regulations. Spill kits have been strategically placed around DVT to assist in diking a release. The PPT member may need to arrange for a certified emergency response contractor to address the spill and/or provide spill clean-up services to clean the area to the condition prior to the release. Aviation Operations may, but are not required to assist, as available, with application of absorbent materials, collection of used absorbent, and sweeping the area with a vacuum

sweeper/scrubber. If clean-up activities by the responsible party are not adequate or additional resources are needed quickly, Aviation Environmental may engage an emergency spill response contractor to ensure proper containment and clean up. Aviation Business and Properties may bill the responsible party to recover the costs incurred. After each occurrence, the cause of the spill and responsible party are identified. Aviation Operations and Environmental will review the available facts and may issue an Aviation Stormwater Notice of Violation (NOV) per Rule and Regulation 01-02 for Stormwater Enforcement (**Appendix I**).

If the release meets the requirements of MSP Part 3.1.1, corrective action reporting may be required as defined in **Section 10**.

## Section 6 Non-Stormwater Discharges

### 6.1 Allowable Non-Stormwater Discharges

This section identifies existing allowable non-stormwater discharges to the site stormwater drainage system Per MSGP Part 1.1.3.1 and the measures to eliminate them, if possible, per MSGP Part 2.2.1.2.9. Except for certain allowable non-stormwater discharges, the SWPPP ensures that non-stormwater discharges are not commingled with site stormwater. Due to the nature of the operations, allowable non-stormwater discharges may be present in drainage areas and outfalls at the site.

*1. Emergency/unplanned fire-fighting activities;*

Fire-fighting activities and emergency preparedness per City Code, referencing National Fire Protection Association (NFPA) 409 Standard on Aircraft Hangars, are performed to preserve life and property. Potable water is used when suitable and fire suppression materials, such as AFFF, are used as required by federal, state, and local regulations. After the risk of fire has been addressed and the COP Fire Department has transferred command of the site to Aviation, CMs are used to the extent practicable to filter debris from the water or other fire suppression material used. If AFFF was used and it is judged safe to do so, the responsible party or Aviation will recover the fire suppression material for off-site treatment or disposal.

*2. Fire-fighting system testing and maintenance, including fire hydrant flushing;*

Fire-fighting system testing and maintenance at DVT occurs as required by federal, state, and local regulations. CMs are used to the extent practicable to recover, contain, dispose or filter water or other fire suppression materials.

*3. Installation and maintenance of potable water supply systems, including disinfection and water line flushing activities, discharges resulting from pressure releases or overflows, and discharges from wells approved by ADEQ for drinking water use;*

DVT has renovation and construction projects, which require upgrades to and installation of new potable water lines. Discharges due to testing and disinfection of the potable water system are minimized. CMs are used to prevent water that has come in contact with pollutants or contains chemicals from entering the stormwater drain system.

*4. Uncontaminated condensate from air conditioners, evaporative coolers, and other compressors and from the outside storage of refrigerated gases or liquids;*

Discharges of uncontaminated condensate from air conditioners and water from other compressors may occur. Areas around drains are kept clean to prevent condensate from contacting pollutants.

*5. Irrigation drainage and irrigation line flushing;*

Discharges due to testing and flushing of the irrigation system are minimized. CMs are used to prevent water that has come in contact with pollutants or contains chemicals from entering the stormwater drain system.



6. *Landscape watering provided all pesticides, herbicides, and fertilizers have been applied in accordance with the approved labeling;*  
DVT has installed desert landscaping to minimize water use. Pesticides and herbicides are applied per manufacturer specifications and in limited quantities in areas subject to landscape watering.
7. *Pavement wash waters where no detergents or cleaning agents are used, and measures are first taken to remove/pickup solids and liquids, and properly disposed;*  
Pavement is cleaned using a vacuum sweeper/scrubber and/or power washing without the addition of cleaning agents. Water from power washing is recovered using a vacuum sweeper/scrubber. Water from the vacuum sweeper/scrubber is discharged to an OWS. Most WSPs conduct washing under cover at a designated wash rack that drains to an OWS then to the sanitary sewer system.
8. *Routine external building wash down / power wash water that does not use detergents or hazardous cleaning agents (e.g., those containing bleach, hydrofluoric acid, muriatic acid, sodium hydroxide, nonylphenols);*  
External building wash down is not permitted.
9. *Water used to control dust, provided effluent or other wastewaters are not used;*  
During construction, maintenance, and other activities with the potential to create fugitive dust potable water may be applied for dust suppression.
10. *Uncontaminated groundwater or spring water;*  
There are no groundwater or spring water discharges.
11. *Foundation or footing drains where flows are not contaminated with process materials such as solvents;*  
No foundation or footing drains are routed to the stormwater drain system.
12. *Incidental windblown mist from cooling towers that collect on rooftops or adjacent portions of the site, but not intentional discharges from cool towers (e.g., "piped" cooling tower blowdown or drains);*  
There are no cooling towers. Additionally, intentional discharges from cooling towers are not permitted.
13. *Hydrostatic testing of new pipes, tanks or vessels using potable water, surface water, or uncontaminated groundwater;*  
DVT renovation and construction projects may require hydraulic testing of pipes, or tanks. Discharge from these activities is minimized. CMs are used to prevent water that has come in contact with pollutants or contains chemicals from entering the stormwater drain system.

14. *Discharges of water associated with drilling, rehabilitation and maintenance of potable or non-potable water wells and piezometers, or water supply or water quality evaluations including:*

- a. *Discharges from any borehole not fully developed;*
- b. *Well purging;*
- c. *Well/aquifer pump tests not associated with groundwater remediation activities; and*
- d. *Backflushing of injection wells.*

No potable or non-potable water wells or piezometers are present at DVT.

15. *Non-stormwater discharges subject to an effluent limitation guideline listed in MSGP Table 2-2.*

At this time, aircraft deicing does not occur at DVT. Glycol-based deicing fluids are not used or stored at DVT. MSGP Table 2-2 Sector S effluent guidelines are not applicable to DVT.

## 6.2 Unauthorized Non-Stormwater Discharges

All non-stormwater discharges other than those listed in **Section 6.1** are considered unauthorized. Per MSGP Part 2.2.1.2.9, the site must evaluate the presence of, and eliminate, unauthorized non-stormwater discharges.

The outfalls covered under this SWPPP have been evaluated for the presence of non-stormwater discharges. Evaluations are performed through inspections of the facility's stormwater drainage systems on a quarterly basis as part of the Outfall RSIs, as described in **Section 9.3** and the Outfall Visual Site Assessments of stormwater discharges as described in **Section 9.2**. Additionally, PPT members and Aviation perform stormwater self-inspections of their facilities, at least monthly, to identify and eliminate any unauthorized non-stormwater discharges.

There is a potential for unauthorized non-stormwater discharges to enter DVT from run-on from adjacent properties.

If an unauthorized non-stormwater discharge is identified, Aviation or the responsible PPT member (Category I or Category II) will follow reporting requirements in **Section 10.2** for Corrective Actions.

## Section 7 Control Measures

Stormwater pollution prevention CMs include the identification of targeted activities and their corresponding pollutants, spill response procedures, and other management practices that prevent or reduce the discharge of pollutants to WOTUS.

### 7.1 Selection

MSGP Part 2.2.1.1 requires that the type and quantity of pollutants likely to be discharged in stormwater or allowable non-stormwater from the site are assessed. The following must be considered when designing and utilizing CMs:

1. Preventing stormwater pollution is generally more effective and less expensive than trying to remove pollutants from stormwater;
2. Using multiple CMs is more effective than using just one CM for minimizing pollutants in stormwater;
3. Assessing the type and quantity of pollutants, including their potential to impact the protected surface water(s) quality, is necessary in order to design effective CMs that achieve permit limit
4. Minimizing impervious, or paved, areas on-site can allow more stormwater to absorb into the ground and reduce the amount of stormwater runoff. Although, groundwater contamination must be avoided;
5. Attenuating flow using open vegetated swales and natural depressions can reduce in-stream impacts of erosive flow
6. Using containment to hold stormwater, such as pits, detention basins or runoff containment, before discharging off-site;
7. Conserving and/or restoring of vegetation alongside streams help protect streams from stormwater runoff and improve water quality; and
8. Using treatment interceptors/stormceptors may be appropriate in some cases to minimize the discharge of pollutants.
9. Implementing structural improvements, enhanced/resilient pollution prevention measures, and other mitigation measures can help to minimize impacts from stormwater discharges from major storm events such as extreme/heavy precipitation and flood events. Additional stormwater CMs that may be considered include, but are not limited to:
  - a. Reinforce material storage structures to withstand flooding and additional exertion of force;
  - b. Prevent floating of semi-stationary structures by elevating to the Base Flood Elevation (BFE) level or securing with non-corrosive device;
  - c. When a delivery of exposed materials is expected, and a storm is anticipated within 48 hours, delay delivery until after the storm or store materials, as appropriate;
  - d. Temporarily store materials and waste above the BFE level;
  - e. Temporarily reduce or eliminate outdoor storage;
  - f. Temporarily relocate any mobile vehicles and equipment to higher ground;

- g. Develop scenario-based emergency procedures for major storms that are complementary to regular stormwater pollution prevention planning and identify emergency contacts for staff and contractors; and
- h. Conduct staff training for implementing your emergency procedures at regular intervals.

Aviation has developed CMs based on the requirements and guidelines of the MSGP Part 2.2.1 and specific operational requirements that address pollutants originating from regulated activities. Aviation has taken into consideration the quantity and nature of the pollutants and their potential to impact the water quality of the receiving waters in selection of CMs.

## 7.2 Implementation

MSGP Part 2.2.1.2 lists specific structural and non-structural types of CMs that must be considered for implementation including the following general categories:

- |                                  |  |
|----------------------------------|--|
| 1. Minimize Exposure             | 7. Salt Storage  |
| 2. Good Housekeeping             | 8. Employee Training   |
| 3. Maintenance                   | 9. Non-Stormwater Discharges                                     |
| 4. Spill Prevention and Response | 10. Dust Generation and Vehicle Tracking of Industrial Materials |
| 5. Erosion and Sediment Control  |  |
| 6. Management of Runoff          | 11. Sector Specific Control Measures                             |

**Appendix A** contains CMs for the industrial activities listed in **Section 4**, and a general CM category that applies site-wide. These CMs are used by PPT members and are based on the requirements of the MSGP and Aviation-specific operational requirements. Because not all of the PPT members conduct all of the industrial activities described in **Section 4**, Aviation has organized CMs by industrial activity. This organization allows PPT members to locate and utilize the CMs that apply to their activities.

Each activity-specific CM lists the targeted sub-activities, targeted pollutants, specific procedures addressing the CM categories listed above, and record keeping/reporting requirements. Additionally, stormwater pollution prevention considerations for the design of new facilities or upgrades to existing facilities are included.

Some CM categories do not apply or are covered under good housekeeping requirements as described below:

**Salt Storage:** Salt storage is not conducted, so no specific CMs have been developed for this category.

**Erosion and Sediment Control:** MSGP requires that the SWPPP identify areas with a potential for significant soil erosion due to topography, land disturbance (e.g., construction) or other factors, and the structural, vegetative, and/or stabilization CMs that will be used to limit erosion.

There are no topographic or other factors that would create sedimentation or erosion issues. Soil erosion potential is typically limited to land disturbance due to construction. DVT facilities are

frequently subject to construction projects. Due to the relatively continuous and changing nature of construction projects, it is difficult to accurately account for of disturbed areas and the associated sediment and erosion CMs in this SWPPP.

Construction projects follow the requirements identified in **Section 4.1.9** including CM 10 – Facility Construction and Renovation. Under AZPDES CGP, construction projects greater than one (1) acre must prepare and file a Construction General Permit NOI and implement a construction SWPPP. The construction SWPPPs describe the structural, vegetative, and/or stabilization measures that will be implemented to limit erosion or sedimentation. A current listing of construction projects is maintained by Aviation.

***Dust Generation and Vehicle Tracking of Industrial Materials:*** As stated above for sediment and erosion control, dust generation and vehicle tracking, potential is limited to land disturbance due to construction. The areas listed above are likely subject to dust generation and vehicle tracking.

Additionally, most Aviation construction or other projects are required to comply with Maricopa County fugitive dust requirements and the AZPDES CGP. Maricopa County requires that earth moving projects greater than 1/10 acre obtain an earth-moving permit and implement a fugitive dust control plan. Aviation has a block dust permit that covers Aviation's stockpiles that are greater than 1/10 acre. This permit is for Aviation staff use only and renewed annually.

CMs for dust generation are included in CM 10 – Facility Construction and Renovation.

***OWSs:*** There are several OWSs at DVT. AVE washing activities are typically conducted in covered designated wash areas equipped with an OWS. Wash water flows into a drain and passes through an OWS before discharging to the sanitary sewer system. Some PPT facilities have floor drains in maintenance areas and these drains are directed to OWSs before discharging to the sanitary sewer system.

## 7.3 Services Provided by Aviation

Aviation provides services and facilities to PPT members specifically to minimize non-stormwater pollution discharges as described below.

Wash racks are provided by Aviation for cleaning small AVE to minimize the impact of cleaning activities by diverting these non-stormwater discharges to the sanitary sewer system via OWS. Permission to conduct aircraft washing at an alternate location on the airport property is granted only with prior approval.



**Photo 7-1 - DVT Wash Rack**

Aviation provides accumulation areas for private aircraft owners to ensure proper disposal or recycling of used oil, used batteries and waste solvent. These sites are equipped with clearly labeled containers for safe and proper disposal.

PPT members are required to address spills of fuels and other pollutants in accordance with Aviation’s Rule and Regulation 01-01 for Fuel Release and Releases of Other Regulated Substances (**Appendix F**). Rule and Regulation 01-01, “Fuel Release and Releases of Other Regulated Substances” was developed to comply with COP City Code Chapter V, Article IV, Section 4-116 “Compliance with environmental laws” And Section 4-117 “Environmental actions.” In addition to prompt spill response, all spills are to be immediately reported to the Aviation Operations and if necessary, 911. If a release enters a storm drain, sanitary sewer, or soil, then reports must be made to the ADEQ and NRC.



**Photo 7-2 - DVT  
Accumulation Area**

Aviation has strategically placed spill kits around DVT to assist PPT members to respond to spills. These spill kits are stocked with spill response materials such as mats and granular absorbents and are restocked by Aviation as needed.

Aviation may assist, as available, with application of absorbent materials, collection of used absorbent, and sweeping the area with a vacuum sweeper/scrubber. Per Aviation’s Rule and Regulation 01-01 for Fuel Release and Releases of Other Regulated Substances (**Appendix F**), Aviation may be available to provide clean up services for the cost of labor, equipment and supplies utilized. PPT members may need to hire a certified response contractor. In such cases, Aviation may hire a spill response contractor to ensure proper containment and clean up, restoring area to conditions prior to the release and charge the responsible party. After each incident, the cause of the spill and responsible party are identified. Aviation will review the available facts and may issue an Aviation Stormwater NOV per Rule and Regulation 01-02 for Stormwater Enforcement (**Appendix I**).

## 7.4 Schedule, Practices and Procedures

This section identifies the schedule, practices and procedures related to the CMs.

### 7.4.1 Control Measures Maintenance

MSGP Part 2.2.1.2.3 requires that CMs identified in the SWPPP are maintained in effective operating condition. When a CM that is not operating effectively is discovered, maintenance must be performed within 14 calendar days following discovery or prior to the next measurable stormwater event, whichever is sooner.

#### *PPT Member-owned Control Measures*

Regular inspection and maintenance of PPT member-owned CMs, such as spill kits, structural covers and OWSs, are the responsibility of the PPT member. As required by MSGP Part 5.6 documentation of maintenance and repairs of structural CMs is required, including:

1. Dates of regular maintenance

2. Dates of discovery of CMs in need of repair/replacement;
3. Dates that structural CMs returned to full function; and
4. Justification for any extended repair schedules

OWSs must be visually inspected on a regular basis and pumped out on a scheduled basis or as necessary whichever is sooner. Records of maintenance and inspection for these structures are required. Based on the types of discharge to the OWS, PPT members with COP Wastewater Discharge permit may be required to sample the material to be pumped for waste profiling to ensure it is properly manifested, transported, and disposed.

PPT members are required to complete self-inspections at least monthly as described in **Section 8.2** and retain documentation of their inspections with their SWPPP documentation.

Aviation conducts quarterly RSIs of PPT members' facilities (see **Section 8.1**) to comply with MSGP Part 4.1 inspection requirements and to verify maintenance of PPT member-owned CMs. Any CM maintenance deficiencies identified during these inspections are discussed with the PPT members at the time of the inspection, documented in writing, and tracked along with other findings and corrections as outlined in **Section 8.1**.

#### *Aviation-owned Control Measures:*

Aviation is responsible for infrastructure (i.e., culverts, stormwater drains and outfalls) and Aviation-owned structural CMs (i.e., OWSs and spill kits). Aviation performs maintenance on CMs including restocking spill kits, as necessary. PPT members may submit a work order with Aviation regarding Aviation-owned CMs.

Aviation uses vacuum sweeper/scrubbers to clean the airfield and parking lots to prevent foreign object debris (FOD) and garbage accumulation.

At the designated accumulation sites, Aviation collects used oil for recycling and waste solvents for disposal or treatment. Aviation inspects these designated accumulation sites weekly. Additionally, Aviation inspects, profiles, pumps, and disposes of waste from Aviation OWSs.

#### **7.4.2 Spill Prevention and Response Procedures**

MSGP Part 2.2.1.2.4 requires procedures for preventing and responding to spills and leaks. The Aviation spill response plan is provided to PPT members and others conducting industrial activities. The spill response plan is included in **Appendix H**.

As required by MSGP Part 5.6, spill records are documented and maintained with the SWPPP in **Appendix G** and in EMIS. Spill records include a description of the unauthorized discharge, the circumstances leading up to the release and the measures taken to prevent the recurrence of a release.

PPT facilities subject to SPCC requirements develop and maintain an SPCC Plan for each facility. These plans must be provided to Aviation for upload to the ASD. These PPT facilities are required to provide Aviation with an annual certification letter stating that they have reviewed their SPCC plan, trained their employees, and will make updates, if necessary. The certification

form is maintained on the virtual notebook and included in **Appendix J**. These PPT facilities are to provide SPCC training for their employees.

### 7.4.3 Training

AVN stormwater inspections include a cursory review of training records (i.e., training topic, list of attendees and training completion date) for Fuel Handlers, Hazardous Waste, and SPCC training to ensure that training is being completed and has not expired. The contents of the training are not reviewed or certified during an inspection.

Aviation may request more frequent training if it becomes apparent from incidents or recurrent findings during inspections that the staff are not appropriately implementing the training objectives. Aviation may conduct a more in-depth review of training information to identify missing information as a result of an NOV.

Employee training on the requirements of the MSGP and SWPPP provisions is required by MSGP Part 2.2.1.2.8. The following are required to receive training:

1. All PPT members;
2. Individuals who work in areas where industrial materials or activities are exposed to stormwater; and
3. Individuals responsible for implementing activities necessary to meet the conditions of the MSGP (e.g., inspectors, maintenance personnel).

The following components are required to be included:

1. An overview of the SWPPP;
2. Spill response procedures, good housekeeping, maintenance requirements, and material management practices;
3. The location of all controls on the site required by this permit, and how they are to be maintained;
4. The proper procedures to follow with respect to the permit's pollution prevention requirements;
5. Implementation of emergency procedures for major storm events; and
6. When and how to conduct inspections, record applicable findings, and take corrective actions.

#### *Train-the-Trainer Session:*

Aviation developed an online stormwater training program to provide annual train-the-trainer session for PPT members. Aviation reserves the option to provide in-person training sessions in addition to the online class. The training covers the required components, except for all locations of controls on-site, as many of these controls are specific to the PPT member areas; however, the training describes the general airport-maintained controls. Annually, PPT member representatives are notified by PHXYou via e-mail to take the online training. Aviation's training attendance is tracked and uploaded to the virtual notebook.



*PPT Member Employee Training*

On an annual basis, PPT members are required to provide training that covers the required components to their employees that meet the criteria above. To assist, Aviation created a .pdf version of the online training that a PPT member can present to their employees. Additionally, PPT members may utilize the Aviation online training. PPT members must provide Aviation with the name and email addresses of all employees that require this training. If the online training or .pdf version is not used, PPT members' can use their companies training to train employees. Aviation may review and approve PPT member training, if used.

Those who take Aviation's online training will be tracked by PHXYou and a certificate will be provided. PPT members who utilize Aviation's pdf training, or their company training are to document attendance and maintain records on file. Employee training attendance is verified during RSIs described in **Section 8.1**.

## Section 8 Inspections

### 8.1 Quarterly Routine Site Inspections

As required by MSGP Part 4.1, Aviation conducts RSIs of PPT member facilities once per calendar quarter, accompanied by a PPT member representatives. Aviation may invite PPT members to conduct their own RSIs and provide to Aviation. **Appendix K** includes a guidance document for PPT member-conducted RSIs. At least one of the RSIs each year is conducted while stormwater event or discharge is occurring on-site, when feasible. This “wet” inspection may be performed by Aviation without prior notice. If a PPT member representative is not available during a discharge event, Aviation will conduct the inspection in their absence. Aviation attempts to capture wet inspections for all PPT members; however, a wet inspection may not be captured for mobile service providers who do not operate outside during a rain event (i.e., WSPs and MMPs)

Aviation maintains all inspection data in the ASD. Aviation inspectors contact each PPT member to confirm the inspection date, time, and meeting location. The inspector confirms contact information and listed activities potentially impacting stormwater quality. Non-structural CMs are verified, then a physical site inspection is performed for the following areas:

1. Areas where industrial materials or activities are exposed to stormwater with a potential to discharge;
2. Areas that are identified as potential pollutant sources in the SWPPP;
3. Locations where spills and leaks from industrial equipment, drums, tanks, and other containers that can occur or has occurred in the past three years; and
4. Areas where tracking or blowing of sediment, garbage, raw, final or waste materials is or has occurred from areas of no exposure to exposed areas, including locations where vehicles enter or exit the site.

Discharge points for DVT as a whole are investigated on a quarterly basis by the Aviation Stormwater Program Team during the Outfall RSIs, see **Section 9.3**.

Inspection results related to the following criteria are recorded on the RSI Form presented in **Appendix L**:

1. Inspection date and time;
2. Weather information
3. Observations related to implementation of the CMs at the site, including:
  - a. Description of discharges occurring at the time of the inspection;
  - b. Previously unidentified discharges from and/or pollutants at the site;
  - c. Evidence of, or potential for, previously unidentified pollutants entering the drainage system;
  - d. Physical condition of and around all outfalls are inspected as part of the RSIs of Outfalls as described in **Section 9.3**.
4. CMs needing maintenance repairs;

5. Failed CMs that need replacement;
6. Additional CM needed to comply with the permit requirements;
7. Required revisions to the SWPPP resulting from the inspection;
8. Incidents of noncompliance; and
9. Name(s) and signature(s) of inspector(s).

An email identifying findings is sent to the PPT member within 72 hours of the inspection. Identified findings must be addressed within 14 calendar days of the inspection or prior to the next storm event, whichever is sooner. PPT members are required to provide written notification documenting how and when each finding was addressed. If more than 14 calendar days are required to address any findings, the PPT member must provide written notification of rationale for the extended schedule and the projected completion date. If a condition requiring Corrective Action reporting is identified, the steps detailed in **Section 10.1** will be followed.

In some instances, follow-up inspections are conducted to confirm compliance. Lack of action to address findings can subject a PPT member to an Aviation Stormwater NOV or other penalty under Aviation's Rule and Regulation 01-02 Stormwater Enforcement and the Stormwater Enforcement Procedures and Civil Penalty Policy, included as **Appendix I**.

Completed RSI Forms, inspection results (with photographs), and PPT member responses are uploaded to the ASD and are available with the SWPPP, as required by MSGP Part 5.6.

## 8.2 Weekly/Monthly Self-inspections

As a supplement to quarterly RSIs, Aviation requires PPT members to conduct monthly, or weekly self-inspections of PPT member facility areas where industrial materials or activities are exposed to stormwater with a potential to discharge. A template self-inspection form is available on the virtual notebook and presented in **Appendix M**. Self-inspection reports must have the following information:

1. Inspection date and time;
2. Weather information;
3. Observations related to implementation of the CMs at the site, including:
  - a. Description of discharges occurring at the time of the inspection;
  - b. Previously unidentified discharges from and/or pollutants at the site;
  - c. Evidence of, or potential for, previously unidentified pollutants entering the drainage system;
  - d. Physical condition of and around all outfalls are inspected as part of the Outfall Routine Site Inspections as described in **Section 9.3**.
4. CMs needing maintenance repairs;
5. Failed CMs that need replacement;
6. Additional CM needed to comply with the permit requirements;
7. Required revisions to the SWPPP resulting from the inspection;
8. Incidents of noncompliance; and

9. Name(s) and signature(s) of inspector(s).

### 8.3 Monthly Deicing Inspections

In general, deicing does not occur at DVT. Glycol-based deicing fluids are generally not used or stored at DVT. If deicing is performed, PPT members conducting deicing activities must perform monthly inspections during the deicing season (November – February). Deicing implies both deicing (i.e., removing frost, snow, or ice) and anti-icing (i.e., preventing accumulation of frost, snow, or ice), as required by MSGP Part 8.S.6.1. Deicing may only occur at designated paved areas. All other areas require Aviation approval. PPT members must collect all fluids and dispose or recycle in accordance with federal, state, county, and city regulations.

Inspections include the following:

1. Areas where deicing chemicals are stored;
2. Areas where deicing chemicals are applied to aircraft and runways;
3. Areas where deicing equipment and vehicles are stored;
4. Areas used to handle/dispose of the receiving fluids;
5. Identify type of deicing chemicals used (including any glycol alternatives) and monthly quantities; and
6. Run-off control measures that are used prior to, during, and post-application of deicing chemicals.

Inspection criteria are incorporated into the deicing inspection form presented in **Appendix V** for PPT members that conduct deicing activities. PPT members must document observed findings related to the Deicing CMs (CM 11).

PPT members conducting deicing activities are required to call 602-8-GLYCOL (602-845-9265) and provide their name, company, location of deicing event, time of deicing event, and contact phone number prior to conducting deicing. PPT members are also required to email Aviation monthly providing the deicing checklist and the total quantity of deicing chemicals used, per MSGP Part 8.S.6.2.

### 8.4 No Activities Certification

As specified by MSGP Part 4.1.2., the requirement to conduct routine site inspections on a quarterly basis does not apply to a site that is inactive and unstaffed, provided that no industrial materials or activities are exposed to stormwater. Aviation requires PPT members to submit a No Activities Certification Form, included as **Appendix W**, if an RSI cannot be captured because the PPT member did not operate at DVT during a given quarter.

## Section 9 Stormwater Monitoring

### 9.1 Outfall Description

DVT has 11 outfalls that drain to Cave Creek within the COP MS4 drainage area. **Figure 2** depicts the stormwater drain system and outfall locations (discharge points). **Table 9-1** summarizes the outfalls and details whether the outfall discharges stormwater from the COP MS4 and/or DVT and whether the outfall is subject to monitoring, as further discussed below.

Table 9-1 Outfall Locations					
Outfall ID (MSGP)	Outfall ID (MS4)	Latitude	Longitude	Type (MS4/MSGP)	Sampled due to industrial activity?
1	43-25-78	33.687859	-112.095899	MS4/MSGP	Yes
2	43-25-85	33.685549	-112.099333	MS4/MSGP	Yes
3	43-25-105	33.684428	-112.092004	MS4/MSGP	Yes
4	43-25-56	33.683943	-112.091604	MS4/MSGP	Yes
5	43-26-80	33.683949	-112.089526	MS4/MSGP	Yes
6	43-26-23	33.683945	-112.087071	MS4/MSGP	Yes
7	43-26-78	33.683942	-112.084449	MS4/MSGP	Yes
8	43-26-05	33.683958	-112.083179	MS4/MSGP	Yes
9	43-27-20	33.683970	-112.082641	MS4/MSGP	Yes
10	N/A	33.687142	-112.067546	MSGP	No
11	N/A	33.687156	-112.067189	MSGP	No

#### *Exemptions/Exceptions*

Outfalls 10 and 11 drain unpaved areas where industrial activities do not occur. Therefore, it is not required that Outfalls 10 and 11 are sampled.

#### *Substantially Identical Outfalls*

Aviation has not designated any substantially identical outfalls as allowed in MSGP Parts 4.2.3.3 and 6.5.3 at this time. Aviation may conduct an assessment for such outfalls during future revisions of this SWPPP.

### 9.2 Outfall Visual Assessments

Under MSGP Part 4.2, Aviation conducts Outfall Visual Assessments of stormwater discharge from the outfalls listed in **Table 9-1** (except Outfalls 10 and 11) twice per season: two during the summer wet season (June 1 – October 31) and two during the winter wet season (November 1 – May 31) and documents results on the Outfall Visual Assessment Form provided in **Appendix N**.

As required by MSGP Part 4.2.1, the stormwater sample must be collected within the first 30 minutes of discharge or as soon thereafter as practicable. The sample must be collected during a

qualifying discharge, which occurs at least 72 hours (three calendar days) following the conclusion of a previous discharge. Based on Aviation's experience, a rainfall event of at least 0.1 inch is needed to cause discharge at the outfalls. If there are no qualifying rain events or if a sample could not be collected during normal site operating hours or due to adverse conditions for a given quarter, the Outfall Visual Assessment Form will be completed indicating the reason why a sample was not collected. Adverse conditions are those that are dangerous or create inaccessibility for personnel, such as local flooding, high winds, electrical storms, or situations that otherwise make sampling unsafe.

The Outfall Visual Assessment will be conducted using a sample in a clean, colorless glass or plastic container in a well-lit area. The samples will be visually inspected for the following water quality characteristics:

- |            |                     |  |
|------------|---------------------|--|
| 1. Color   | 4. Floating solids  | 7. Foam                                  |
| 2. Odor    | 5. Settled solids   | 8. Oil sheen                             |
| 3. Clarity | 6. Suspended solids | 9. Other obvious indicators of pollution |

Outfall Visual Assessment results are recorded on the Outfall Visual Assessment Form in EMIS. Completed forms are stored on the ASD and are available in the virtual notebook and with the SWPPP.

If an abnormal stormwater sample is collected, the inspector will investigate the area draining to the outfall and attempt to identify the pollutant source. The PPT member(s) operating in the drainage area or area where pollutant is identified will be notified immediately. If a PPT member is identified as the source of the abnormal discharge, they will take immediate action to prevent the pollutant from contacting stormwater and follow the Corrective Action steps detailed in **Section 10.2**. If the source cannot be identified or originates at a Category III or Category IV PPT member facility location, Aviation will notify ADEQ, submit a 5-day written report, and submit a Corrective Actions Report Form to ADEQ.

### 9.3 Outfall Routine Site Inspections

As required by MSGP Part 4.1, Quarterly RSIs are conducted at the outfalls (discharge points) and will be investigated for the following:

1. Evidence of, or the potential for, previously unidentified discharges of pollutants entering the site;
2. Observations regarding physical condition of and around the outfall, including:
  - a. Any flow dissipation devices; and
  - b. Evidence of pollutants in discharges and/or to the receiving water;
3. Control measures needing maintenance, repairs, or replacement; and
4. Additional control measures needed to comply with the permit requirements.

Outfall RSI results are recorded on the Outfall RSI Form in EMIS. Completed Outfall RSI Forms are uploaded to the ASD and are available in the virtual notebook and with the SWPPP, as required by MSGP Part 4.1. A copy of the blank inspection form is included in **Appendix O**.

## 9.4 Analytical Monitoring Applicability

Analytical monitoring is not required at DVT, therefore a Sampling and Analysis Plan identified under MSGP Part 6.1.1 is not required. Documentation of non-applicability of analytical monitoring requirements is as follows:

1. Routine Analytical Monitoring: For Sector S, analytical monitoring is required for sites using more than 100,000 gallons per year of glycol-based fluids and/or 100 tons of urea (MSGP, Part 8.S.7). Deicing operations at DVT use less 100,000 gallons of glycol-based deicing fluid and do not use urea.
2. Effluent Limitation Guidelines (ELGs) Monitoring: For Sector S, monitoring for ELGs only applies to airports where urea is used for pavement deicing (MSGP Part 8.S.9). Urea is not used for pavement deicing.
3. Impaired and Not Attaining Waters Monitoring: Cave Creek where DVT discharges is not listed as an impaired or not-attaining water, nor is the Cave Creek an upstream tributary within 2.5 miles of an impaired water.
4. Outstanding Arizona Water (OAW) Monitoring: Cave Creek is not listed within 2.5 miles of an OAW. Thus, DVT is not required to perform monitoring associated with OAWs.
5. Additional Monitoring Required by ADEQ: ADEQ has not required additional discharge monitoring to ensure protection of receiving water quality.

## Section 10 Reporting

### 10.1 Aviation's Rules and Regulations

Aviation rules and regulations specify reporting protocols for all releases fuels, and other hazardous substances. All PPT members, including contractors operating at the site, must follow the spill response plan (**Appendix H**) and Aviation's Rule and Regulation 01-01 for Fuel Releases and Releases of Other Regulated Substances (**Appendix F**), which was developed to comply with COP City Code Chapter V, Article IV, Section 4-116 "Compliance with environmental laws." and Section 4-117 "Environmental actions." When a release occurs, the responsible party will immediately notify Aviation Operations and, if necessary, 911, with location, substance released, approximate size of the release and any other pertinent information as identified in the spill response plan. If a release has entered a storm drain, sanitary sewer, or soil, then reports must be made to the ADEQ and NRC.

Aviation's Rule and Regulation 01-02 for Stormwater Enforcement (**Appendix I**), which was developed to comply with COP Code Chapter IV, Article IV, Sections 4-12 "Damages to airport property.", Section 4-109 "Permits and approvals.", and Section 4-116 "Compliance with environmental laws.", describes possible actions Aviation may take to prevent pollution under authorities granted by City Code Chapter 32 C Stormwater Quality Protection.

### 10.2 Reportable Quantity Spills

In addition to Aviation's specified reporting protocols in **Section 10.1**, as required by MSGP Part 2.2.1.2.4, if a leak, spill, or other release occurs that contains a hazardous substance, oil in an amount equal to or in excess of a reportable quantity established under either 40 CFR Part 110, 40 CFR Part 117, or 40 CFR Part 302, the permittee shall notify ADEQ Emergency Response at (602) 771-2330. Reporting requirements within the MSGP cover spills that are of a reportable quantity. A sheen represents a reportable quantity of oil.

If a hazardous substance is released to the environment in an amount that equals or exceeds its Reportable Quantity, the release must be reported to the [NRC](#), at 1-800-424-8802 within 15 minutes of discovery. Aviation will assist the PPT member with this notification or will make it on their behalf if the PPT member has not responded to Aviation within the reporting timeframe. The NRC is staffed 24 hours a day by personnel who will ask you to provide as much information about the incident as possible. Include the following:

1. Your name, location, organization, and telephone number;
2. Name and address of the party responsible for the incident; or name of the aircraft carrier or vessel, the railcar/truck number, or other identifying information;
3. Date and time of the incident;
4. Location of the incident;
5. Source and cause of the release or spill;
6. Types of material(s) released or spilled;
7. Quantity of materials released or spilled;



8. Medium (e.g., land, water) affected by release or spill;
9. Danger or threat posed by the release or spill;
10. Number and types of injuries or fatalities (if any);
11. Weather conditions at the incident location;
12. Whether an evacuation has occurred;
13. Other agencies notified or about to be notified; and
14. Any other information that may help emergency personnel respond to the incident.

### 10.3 MS4 Notification

As required by MSGP Part 7.3, if a discharge enters an MS4, Aviation must also submit reports to the MS4 operator. At DVT, the MS4 operator is the City of Phoenix Water Services Department. A Spill Report Email Template is provided in **Appendix R** for reference when submitting these spill reports.

### 10.4 Corrective Action Triggers

As required by MSGP Part 3.1.1, the following conditions require corrective action:

1. An unauthorized discharge to Waters of the United States (WOTUS) (i.e., Cave Creek) or a regulated MS4;
2. The permittee becomes aware, or ADEQ determines, that a discharge from the site causes or contributes to an exceedance of an applicable water quality standard(s); and
3. A discharge from the site violates a numeric effluent limitation guideline (ELG) in MSGP Table 2.2 and in Part 8 sector-specific requirements.

Aviation property's storm drain system discharges to a WOTUS or MS4; therefore, release to a storm drain system on Aviation property meets the Corrective Action conditions.

### 10.5 Corrective Action Response

If a corrective action condition is discovered, the responsible PPT member will take the following steps as required by MSGP Part 3.2 and MSGP Appendix B Subsection 12(d).

#### *24-Hour Reporting*

The responsible PPT member will take immediate actions to mitigate non-compliance condition(s). The PPT member will review the installation and implementation of the control measures and revise as necessary.

The MSGP Appendix B Subsection 12(d) requires reporting of noncompliance with the MSGP which may endanger human health or the environment. Within 24-hours following such a noncompliance event, the responsible PPT member (Category I or Category II) or Aviation, on behalf of a PPT member (Category III or Category IV), must verbally notify the ADEQ office by calling: 602-771-1140:

The following information must be provided in the verbal report:

1. Responsible party/PPT member – company and individual’s name
2. Date and time of release
3. Spill location
4. Material released
5. Estimated quantity entering drain
6. Description of spill/cause
7. Response action
8. NRC reported date/time & number – if applicable

#### *Corrective Action Documentation and Reporting – 72 Hour*

Within 72 hours of identifying a corrective action trigger, the responsible PPT member (Category I or Category II) or Aviation, on behalf of the PPT member (Category III or Category IV), will document the discovery of the condition, including the following information on the Corrective Action Report Form (**Appendix Q**):

1. Identification of the condition triggering the need for corrective action review;
2. Description of the problem/incident including material type and amount;
3. Date/time the problem was identified;
4. The location of the incident;
5. The cause of the spill, leak, other release or sampling exceedance, if applicable;
6. The outfall name(s)/locations affected; and
7. The affected receiving water and whether the receiving water is a special water (as defined by MSGP Appendix A).

#### *Five Day Follow-up Reporting:*

The responsible PPT member (Category I or Category II) or Aviation, on behalf of the PPT member (Category III or Category IV), must provide a written submission to ADEQ electronically or at the office identified below within five (5) days of the corrective action condition. The report will contain a description of the noncompliance and its cause; the period of noncompliance, including exact dates and times, and if the noncompliance has not been corrected, the anticipated time it is expected to continue; and steps taken or planned to reduce, eliminate, and prevent recurrence of the noncompliance. A blank 5-day written report form can be found in **Appendix P**.

Arizona Department of Environmental Quality  
 Water Quality Compliance  
 1110 W. Washington Street, Mail Code 5415A-1  
 Phoenix, AZ 85007  
 Office: 602-771-2330  
[stormwatercompliance@azdeq.gov](mailto:stormwatercompliance@azdeq.gov)

### *Corrective Action Documentation and Reporting – 30 Day*

Within 14 calendar days of discovery (or before the next measurable stormwater event, if possible, whichever is sooner), the responsible PPT member will complete and document the following:

1. A summary of corrective actions taken or to be taken, including modifications to CMs, in order to minimize or prevent the reoccurrence of a discharge of a pollutant(s) or prevent further exceedances;
2. Identify and describe SWPPP modification(s) that are required as a result of this discovery and/or corrective actions;
3. Provide date corrective action was initiated or will be initiated;
4. Provide date the corrective action was completed or expected to be completed;
5. Results of any analytical monitoring that prompted corrective action, including any subsequent sampling results, if available;
6. Describe any accelerated monitoring or other permit contingency action that will be required;
7. If corrective actions cannot be implemented within the specified timeframe(s), the permittee will document the reasons for the delay, provide an implementation schedule for completing the necessary changes, including back-up practices in place to ensure compliance with applicable effluent limitations, should a runoff event occur while a CM is off-line;
8. If no corrective action is needed, describe the basis for that determination;
9. Provide the date of and the outcome of the last four (4) RSIs; and
10. A statement signed and certified in accordance with MSGP Appendix B, Subsection 9.

Within 14 days of discovery, a Corrective Action Report Form containing the above information will be submitted to ADEQ either in electronic or paper form, at the office or email address listed above. As required by MSGP Part 8.S.5, the permit holder is responsible for signing and certifying the Corrective Action Report Form.

Category I and Category II PPT members are required to submit a Corrective Action Report Form for spills resulting from activities performed by the PPT member or a contractor/service provider performing activities on their behalf.

The PPT member may request assistance from Aviation with completion of the form, but the PPT member (Category I or Category II) will be responsible for submission. PPT members are required to provide copies of the Corrective Action Report Forms to Aviation. Corrective Action Report Forms will be uploaded to the ASD.

## **10.6 Analytical Monitoring**

As identified in **Section 9.4**, analytical monitoring is not required; therefore, Discharge Monitoring Reports and Control Measure Assessment Reports for Routine Analytical Monitoring are not required to be prepared.

## 10.7 Planned Changes

As required by MSGP Appendix B Part 12(a), Aviation must notify ADEQ within 30 days, either directly, through NEPA or other permit process, of physical alterations or additions to the site if the alteration or addition:

1. Causes a reclassification of DVT as a “new source” as defined in 40 CFR 122.29(b); or
2. Significantly changes the nature or increases the quantity of pollutants discharged.

## 10.8 Anticipated Noncompliance

As required by MSGP Appendix B Part 12(c), Aviation must give advance notice of planned changes that would result in a permit noncompliance.

## 10.9 Missing or Incorrect Information

As required by MSGP Appendix B Part 12(f), if Aviation determines that the NOI or other information reported to ADEQ was incorrect or incomplete, Aviation will notify the PPT member and the PPT member must immediately submit the revised information to ADEQ.

## Section 11 SWPPP Administration

### 11.1 Signature Requirements

As described in MSGP Appendix B Subsection 9, documentation required by the MSGP must comply with signatory requirements. Documents signed under the terms of the MSGP must also include the following certification:

*I certify under penalty of law that this document and all attachments were prepared under my direction or supervision in accordance with a system designed to assure that qualified personnel properly gathered and evaluated the information submitted. Based on my inquiry of the person or persons who manage the system, or those persons directly responsible for gathering the information, the information submitted is, to the best of my knowledge and belief, true, accurate and complete. I am aware that there are significant penalties for submitting false information, including the possibility of fine and imprisonment for knowing violations.*

#### 11.1.1 Items Requiring Signatures

The responsible corporate officer, co-permittee authorized representative or stormwater program representative must sign the following items, including:

1. SWPPP;
2. RSI reports;
3. Outfall Visual Assessment reports;
4. Training reports;
5. 5-Day Written Report forms;
6. Corrective Action Report forms;
7. NOI, NEC, NOT, and myDEQ submissions; and
8. Other information required by the MSGP.

Documents submitted through myDEQ are e-signed.

A duly authorized representative can sign the items listed above only if:

1. The responsible corporate author makes the authorization in writing.
2. The authorization specifies either an individual or a position having responsibility for the overall operation of the regulated facility or activity such as the position of plant manager, operator of a well or a well field, superintendent, position of equivalent responsibility or an individual or position having overall responsibility for environmental matters for the company.
3. The signed and dated written authorization is included in the SWPPP. A copy must be submitted to ADEQ, if requested.

#### 11.1.2 Aviation Signature Requirements

As a public agency, a chief executive officer or director or a senior executive officer having responsibility for the overall operations of a principal geographic unit of the agency must sign

the DVT NOI for Aviation facility operations and as airport property owner. Signed authorization forms are included in **Appendix S**.

### 11.1.3 NOI and NEC Signature Requirements

Co-permittees may be public agencies, corporations, or partnerships or sole proprietorships. The NOI or NEC is required to be e-signed on myDEQ by a person in charge, per MSGP Appendix B Subsection 9:

1. For public agencies, either an individual or a position having responsibility for the overall operation of the regulated facility or activity such as the position of plant manager, operator of a well or a well field, superintendent, position of equivalent responsibility or an individual or position having overall responsibility for environmental matters for the company.
2. For corporations, a responsible corporate officer (for example, a president, secretary, treasurer, or vice-president of the corporation in charge of a principal business function or any other person who performs similar policy or decision-making functions for the corporation; or the manager of one or more operating facilities, provided, the manager is authorized to make management decisions which govern the operation of the regulated facility including having the explicit or implicit duty of making major capital investment recommendations, and initiating and directing other comprehensive measures to assure long term environmental compliance with environmental laws and regulations; the manager can ensure that the necessary systems are established or actions taken to gather complete and accurate information for permit application requirements; and where authority to sign documents has been assigned or delegated to the manager in accordance with corporate procedures).
3. For a partnership or a sole proprietorship, a general partner or the proprietor.

Authorizations for co-permittees are maintained on the ASD.

### *SWPPP Certification*

MSGP Part 8.S.3.3 requires co-permittees covered under Aviation's comprehensive SWPPP to sign and certify this SWPPP. Aviation provides PPT members with a certification form to complete online in the ASD. A blank form is included in **Appendix T**. Completed certification forms are maintained in the virtual notebook.

## 11.2 SWPPP Modifications

As required by MSGP Parts 3.1 and 5.3, the SWPPP will be modified in response to the following triggers:

1. Changes in design, construction, operation or maintenance which has a significant effect on the discharge or potential for discharge of pollutants from the site;
2. When inspections, monitoring or when a corrective action investigation reveal that the SWPPP is ineffective in eliminating or significantly minimizing pollutants or achieving the general objectives of controlling pollutants; and
3. Modifications will also be considered based on the results of the previous year's inspections and input from PPT members.

Changes to the SWPPP to reflect corrective actions will be made in accordance with the corrective action deadlines also identified in **Section 10.2** and documented on the SWPPP modification table in **Appendix X**.

### 11.3 SWPPP Availability

In compliance with MSGP Part 5.4, the SWPPP is kept at the site and is made immediately available to ADEQ, United States Environmental Protection Agency (USEPA), or another Federal, State, or local agency having stormwater program authority, or the operator of a regulated MS4 receiving discharge from DVT, at the time of an on-site inspection or upon request. Additionally, the SWPPP documents will be available on the Aviation website (<https://www.deervalleyairport.com/tenants/airport-rules-regulations/>), the ASD, and in the virtual notebook.

To review the SWPPP in person, please contact:

City of Phoenix Aviation Department  
2485 E. Buckeye Road  
Phoenix, AZ 85034-4420  
(602) 273-3040  
[AVN-Stormwater@phoenix.gov](mailto:AVN-Stormwater@phoenix.gov)

### 11.4 Recordkeeping

As required by MSGP Part 7.4, Aviation will retain a copy of the SWPPP and SWPPP appendices for a period of at least three (3) years from the date that coverage under the MSGP expires or is otherwise terminated.

## Figures

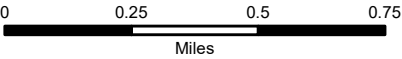


PHOENIX DEER VALLEY AIRPORT - Stormwater Pollution Prevention Plan - Figure 1 General Location Map

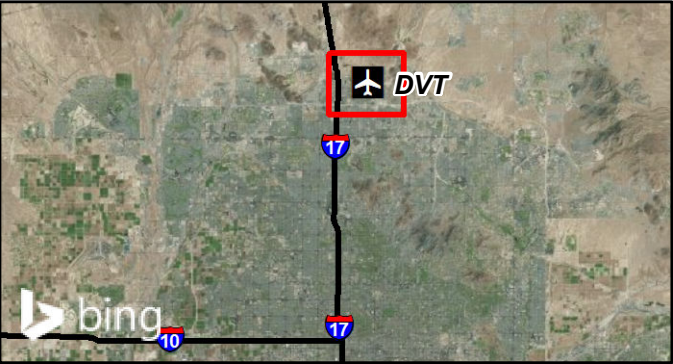


**LEGEND**

- Site Boundary
- River
- Canal



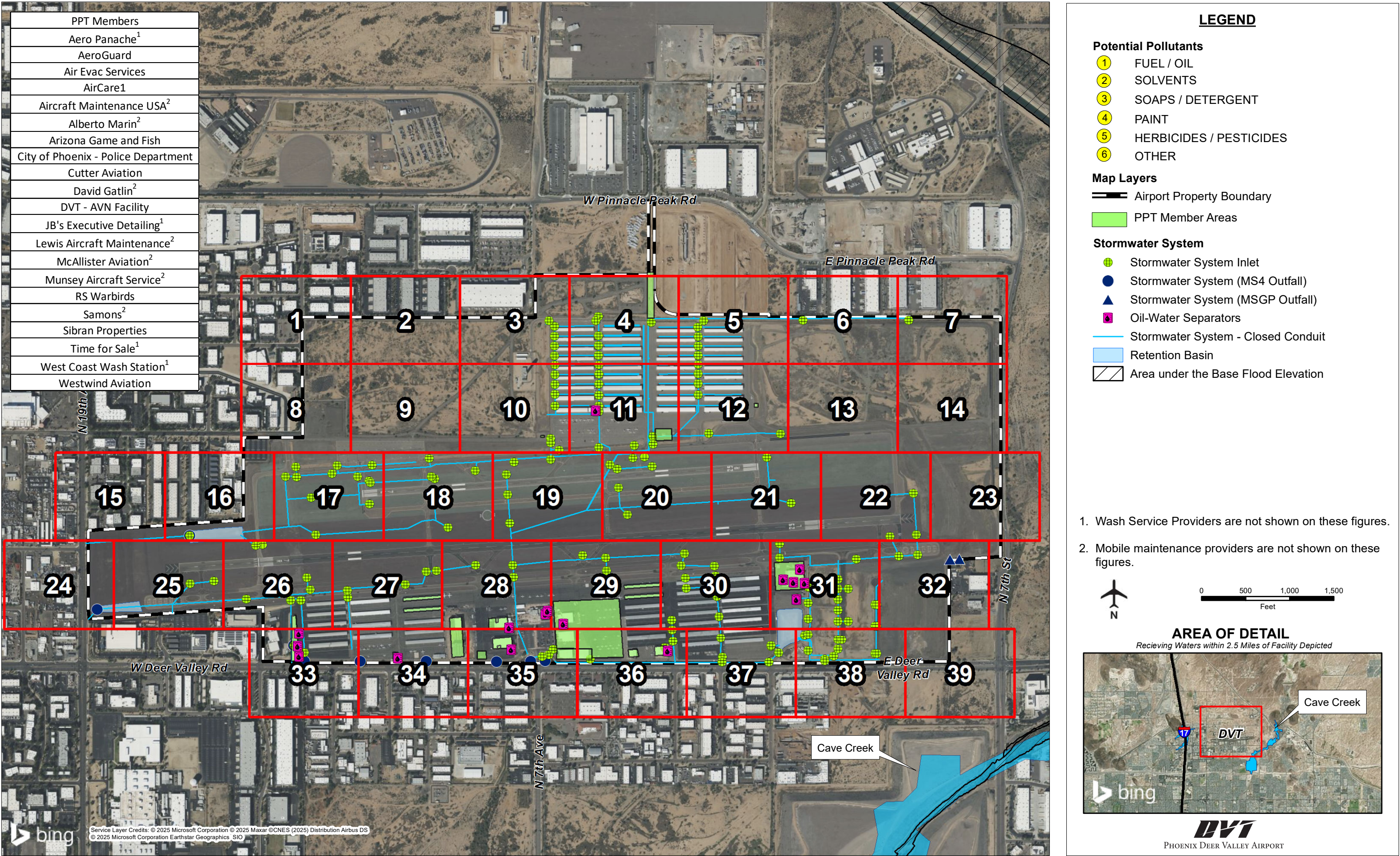
**AREA OF DETAIL**



**DVT**  
PHOENIX DEER VALLEY AIRPORT



PHOENIX DEER VALLEY AIRPORT - Stormwater Pollution Prevention Plan - Figure 2 Activity and Potential Pollutants Map





PHOENIX DEER VALLEY AIRPORT - Stormwater Pollution Prevention Plan - Figure 2-1 Activity and Potential Pollutants



Service Layer Credits: © 2025 Microsoft Corporation © 2025 Maxar ©CNES  
(2025) Distribution Airbus DS

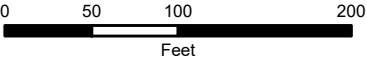
**LEGEND**

**Potential Pollutants**

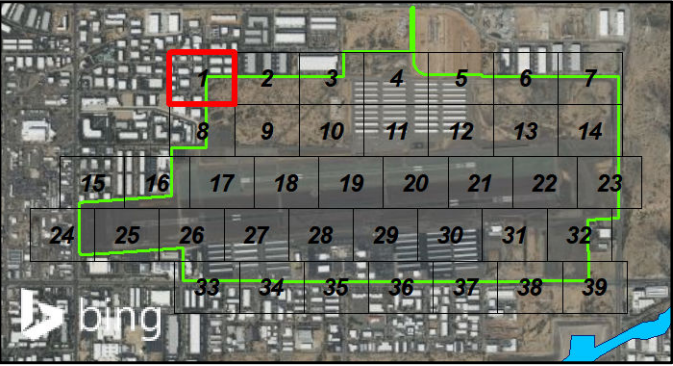
- ① FUEL / OIL
- ② SOLVENTS
- ③ SOAPS / DETERGENT
- ④ PAINT
- ⑤ HERBICIDES / PESTICIDES
- ⑥ OTHER

**Map Layers**

- Oil-Water Separator
- Tallow Bin
- xxxx Dry Well (with registration number)
- Stormwater System Inlet
- Stormwater System Manhole
- Stormwater System Outfall (MS4 Outfall)
- Stormwater System Outfall (MSGP Outfall)
- Stormwater System - Closed Conduit
- Airport Property Boundary
- Entry Gates
- Retention Basin
- Area under the Base Flood Elevation
- PPT Member Areas



**AREA OF DETAIL**



PHOENIX DEER VALLEY AIRPORT



PHOENIX DEER VALLEY AIRPORT - Stormwater Pollution Prevention Plan - Figure 2-2 Activity and Potential Pollutants



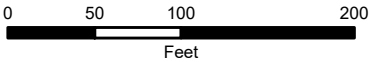
**LEGEND**

**Potential Pollutants**

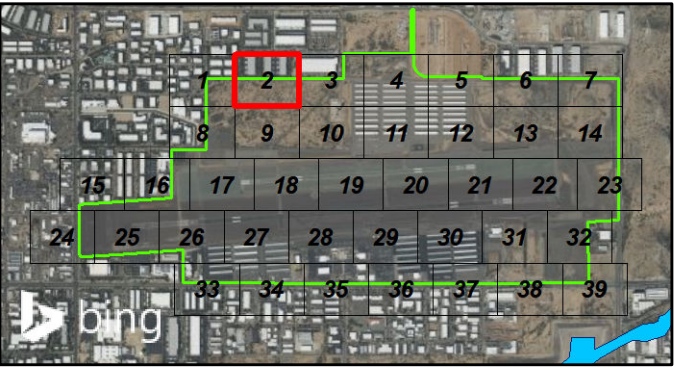
- ① FUEL / OIL
- ② SOLVENTS
- ③ SOAPS / DETERGENT
- ④ PAINT
- ⑤ HERBICIDES / PESTICIDES
- ⑥ OTHER

**Map Layers**

- Oil-Water Separator
- Tallow Bin
- xxxx Dry Well (with registration number)
- Stormwater System Inlet
- Stormwater System Manhole
- Stormwater System Outfall (MS4 Outfall)
- Stormwater System Outfall (MSGP Outfall)
- Stormwater System - Closed Conduit
- Airport Property Boundary
- Entry Gates
- Retention Basin
- Area under the Base Flood Elevation
- PPT Member Areas



**AREA OF DETAIL**



Service Layer Credits: © 2025 Microsoft Corporation © 2025 Maxar ©CNES  
(2025) Distribution Airbus DS

**DVT**  
PHOENIX DEER VALLEY AIRPORT



PHOENIX DEER VALLEY AIRPORT - Stormwater Pollution Prevention Plan - Figure 2-3 Activity and Potential Pollutants



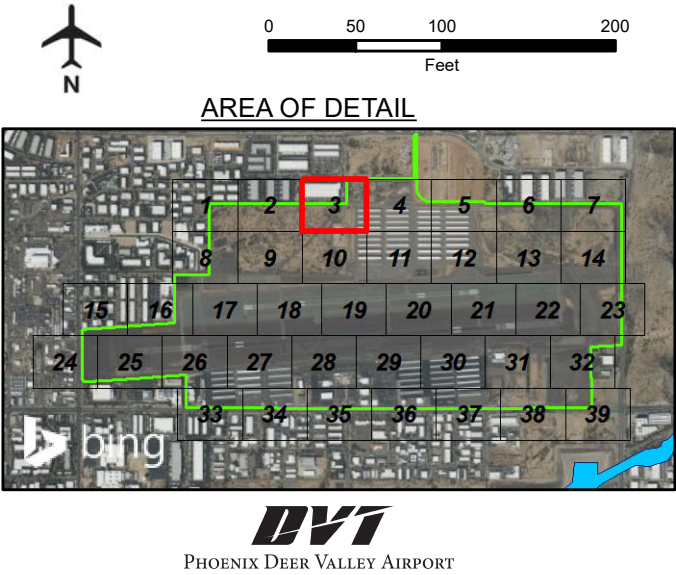
**LEGEND**

**Potential Pollutants**

- 1 FUEL / OIL
- 2 SOLVENTS
- 3 SOAPS / DETERGENT
- 4 PAINT
- 5 HERBICIDES / PESTICIDES
- 6 OTHER

**Map Layers**

- Oil-Water Separator
- Tallow Bin
- xxxx Dry Well (with registration number)
- Stormwater System Inlet
- Stormwater System Manhole
- Stormwater System Outfall (MS4 Outfall)
- Stormwater System Outfall (MSGP Outfall)
- Stormwater System - Closed Conduit
- Airport Property Boundary
- Entry Gates
- Retention Basin
- Area under the Base Flood Elevation
- PPT Member Areas





PHOENIX DEER VALLEY AIRPORT - Stormwater Pollution Prevention Plan - Figure 2-4 Activity and Potential Pollutants



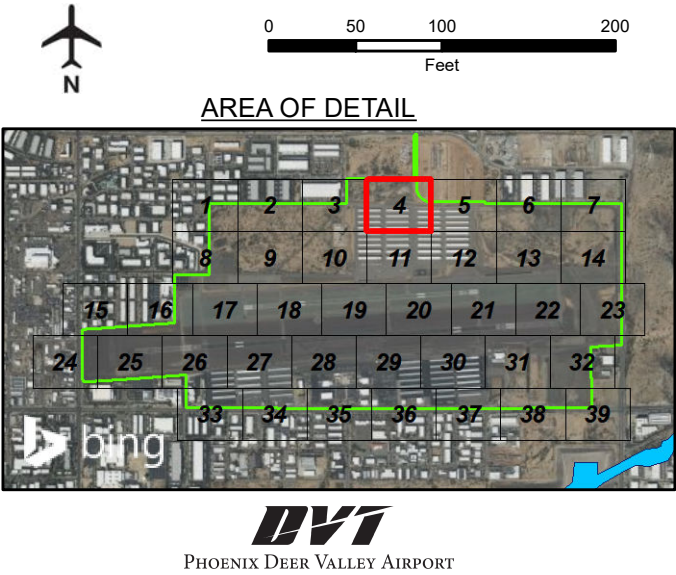
**LEGEND**

**Potential Pollutants**

- ① FUEL / OIL
- ② SOLVENTS
- ③ SOAPS / DETERGENT
- ④ PAINT
- ⑤ HERBICIDES / PESTICIDES
- ⑥ OTHER

**Map Layers**

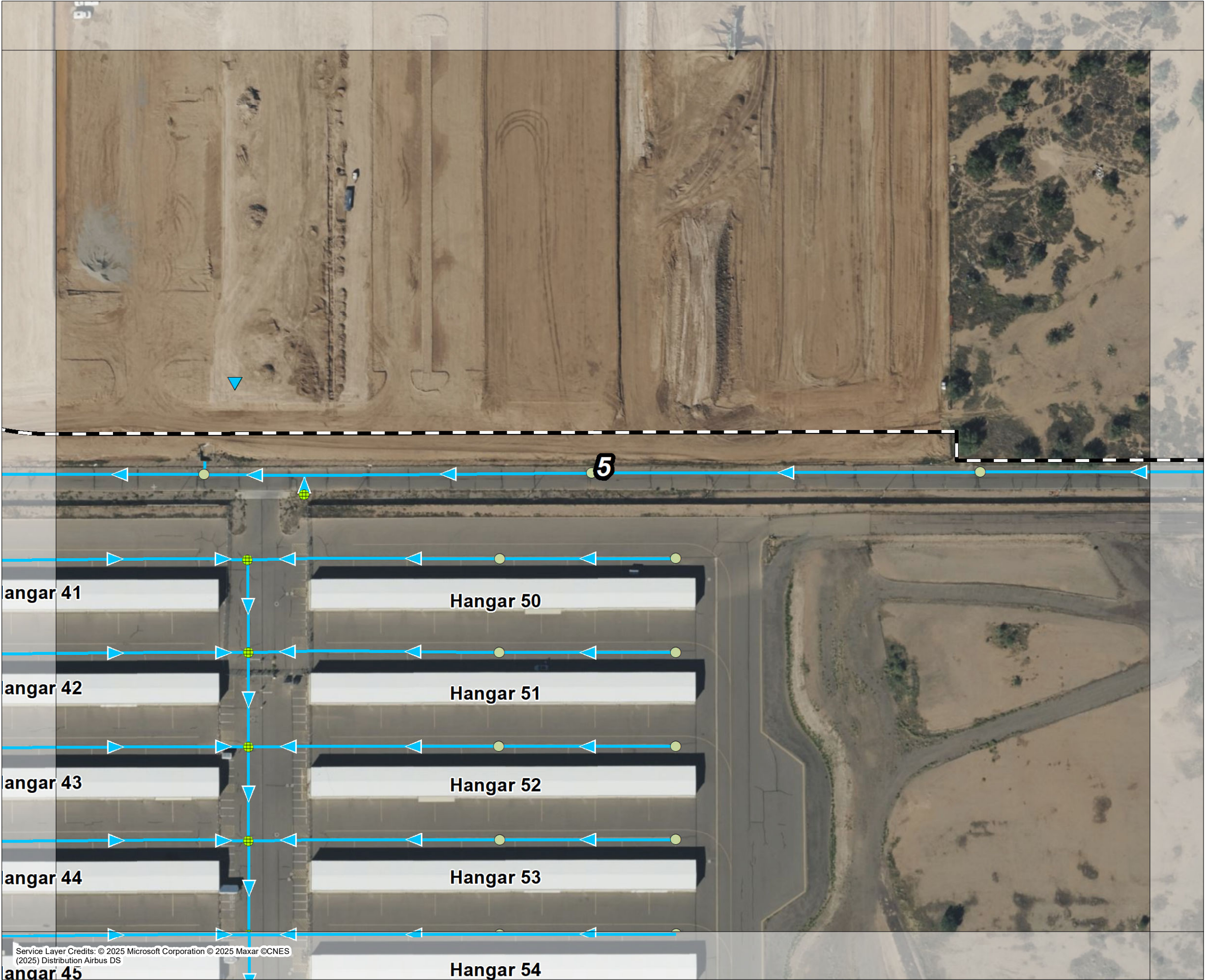
- Oil-Water Separator
- Tallow Bin
- xxxx Dry Well (with registration number)
- Stormwater System Inlet
- Stormwater System Manhole
- Stormwater System Outfall (MS4 Outfall)
- Stormwater System Outfall (MSGP Outfall)
- Stormwater System - Closed Conduit
- Airport Property Boundary
- Entry Gates
- Retention Basin
- Area under the Base Flood Elevation
- PPT Member Areas



Service Layer Credits: © 2025 Microsoft Corporation © 2025 Maxar ©CNES (2025) Distribution Airbus DS



PHOENIX DEER VALLEY AIRPORT - Stormwater Pollution Prevention Plan - Figure 2-5 Activity and Potential Pollutants



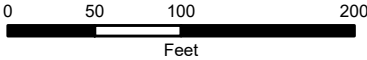
**LEGEND**

**Potential Pollutants**

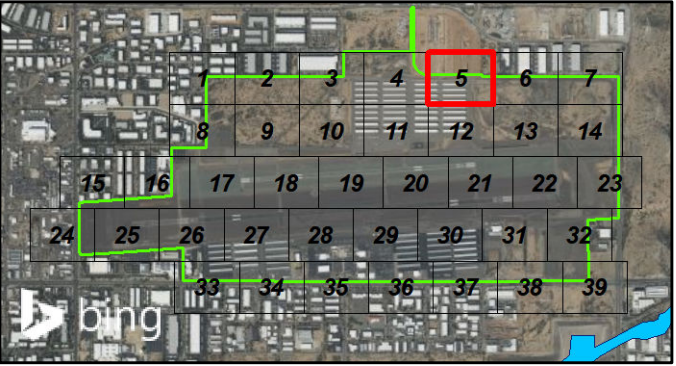
- ① FUEL / OIL
- ② SOLVENTS
- ③ SOAPS / DETERGENT
- ④ PAINT
- ⑤ HERBICIDES / PESTICIDES
- ⑥ OTHER

**Map Layers**

- Oil-Water Separator
- Tallow Bin
- xxxx Dry Well (with registration number)
- Stormwater System Inlet
- Stormwater System Manhole
- Stormwater System Outfall (MS4 Outfall)
- Stormwater System Outfall (MSGP Outfall)
- Stormwater System - Closed Conduit
- Airport Property Boundary
- Entry Gates
- Retention Basin
- Area under the Base Flood Elevation
- PPT Member Areas



**AREA OF DETAIL**



PHOENIX DEER VALLEY AIRPORT



PHOENIX DEER VALLEY AIRPORT - Stormwater Pollution Prevention Plan - Figure 2-6 Activity and Potential Pollutants
















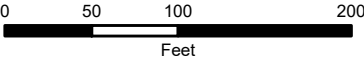
**LEGEND**

**Potential Pollutants**

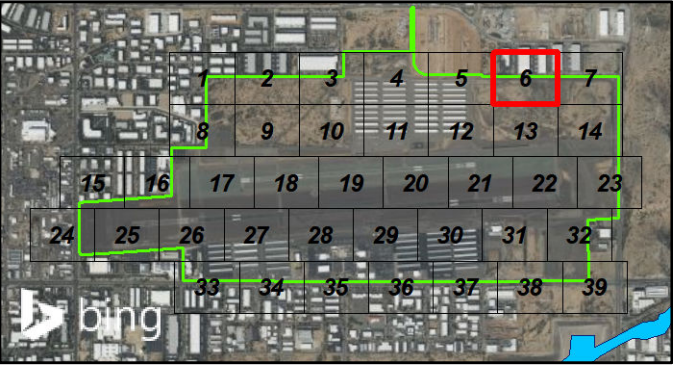
- ① FUEL / OIL
- ② SOLVENTS
- ③ SOAPS / DETERGENT
- ④ PAINT
- ⑤ HERBICIDES / PESTICIDES
- ⑥ OTHER

**Map Layers**

-  Oil-Water Separator
-  Tallow Bin
- xxxx  Dry Well (with registration number)
-  Stormwater System Inlet
-  Stormwater System Manhole
-  Stormwater System Outfall (MS4 Outfall)
-  Stormwater System Outfall (MSGP Outfall)
-  Stormwater System - Closed Conduit
-  Airport Property Boundary
-  Entry Gates
-  Retention Basin
-  Area under the Base Flood Elevation
-  PPT Member Areas



**AREA OF DETAIL**



Service Layer Credits: © 2025 Microsoft Corporation © 2025 Maxar ©CNES  
(2025) Distribution Airbus DS

**DVT**  
PHOENIX DEER VALLEY AIRPORT



PHOENIX DEER VALLEY AIRPORT - Stormwater Pollution Prevention Plan - Figure 2-7 Activity and Potential Pollutants



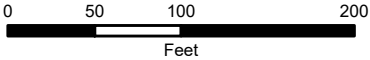
**LEGEND**

**Potential Pollutants**

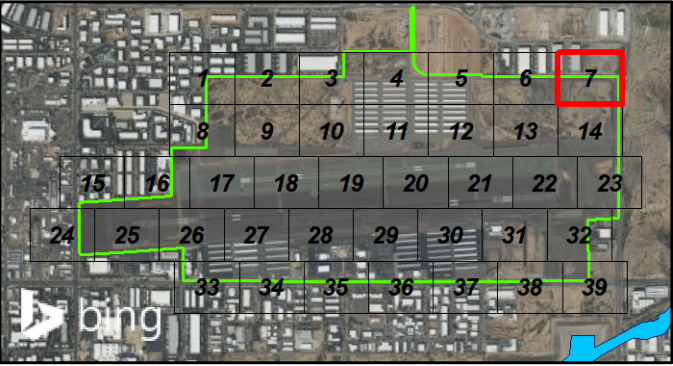
- ① FUEL / OIL
- ② SOLVENTS
- ③ SOAPS / DETERGENT
- ④ PAINT
- ⑤ HERBICIDES / PESTICIDES
- ⑥ OTHER

**Map Layers**

- Oil-Water Separator
- Tallow Bin
- xxxx Dry Well (with registration number)
- Stormwater System Inlet
- Stormwater System Manhole
- Stormwater System Outfall (MS4 Outfall)
- Stormwater System Outfall (MSGP Outfall)
- Stormwater System - Closed Conduit
- Airport Property Boundary
- Entry Gates
- Retention Basin
- Area under the Base Flood Elevation
- PPT Member Areas



**AREA OF DETAIL**



PHOENIX DEER VALLEY AIRPORT



PHOENIX DEER VALLEY AIRPORT - Stormwater Pollution Prevention Plan - Figure 2-8 Activity and Potential Pollutants
















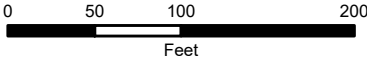
**LEGEND**

**Potential Pollutants**

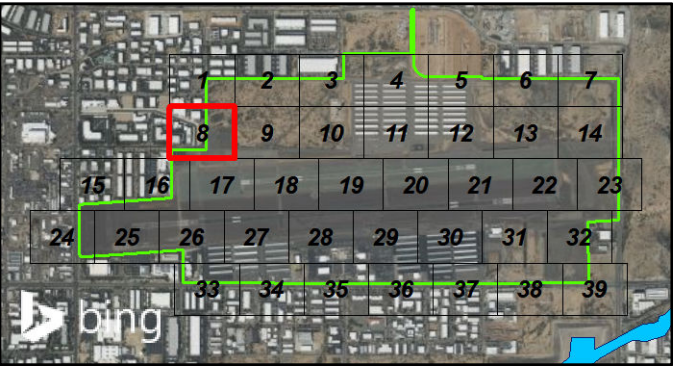
- ① FUEL / OIL
- ② SOLVENTS
- ③ SOAPS / DETERGENT
- ④ PAINT
- ⑤ HERBICIDES / PESTICIDES
- ⑥ OTHER

**Map Layers**

-  Oil-Water Separator
-  Tallow Bin
- xxxx  Dry Well (with registration number)
-  Stormwater System Inlet
-  Stormwater System Manhole
-  Stormwater System Outfall (MS4 Outfall)
-  Stormwater System Outfall (MSGP Outfall)
-  Stormwater System - Closed Conduit
-  Airport Property Boundary
-  Entry Gates
-  Retention Basin
-  Area under the Base Flood Elevation
-  PPT Member Areas




**AREA OF DETAIL**



PHOENIX DEER VALLEY AIRPORT



PHOENIX DEER VALLEY AIRPORT - Stormwater Pollution Prevention Plan - Figure 2-9 Activity and Potential Pollutants



Service Layer Credits: © 2025 Microsoft Corporation © 2025 Maxar ©CNES  
(2025) Distribution Airbus DS

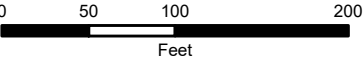
**LEGEND**

**Potential Pollutants**

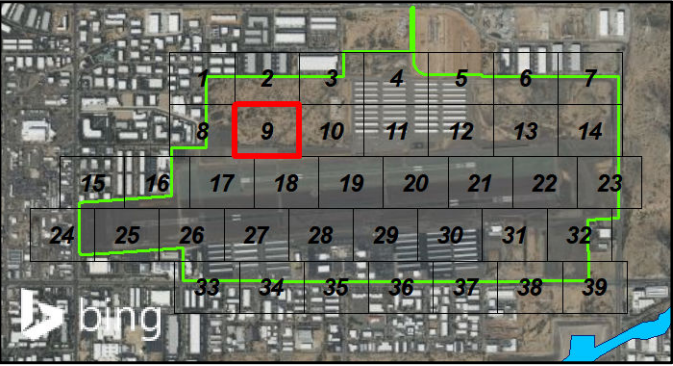
- ① FUEL / OIL
- ② SOLVENTS
- ③ SOAPS / DETERGENT
- ④ PAINT
- ⑤ HERBICIDES / PESTICIDES
- ⑥ OTHER

**Map Layers**

- Oil-Water Separator
- Tallow Bin
- xxxx Dry Well (with registration number)
- Stormwater System Inlet
- Stormwater System Manhole
- Stormwater System Outfall (MS4 Outfall)
- Stormwater System Outfall (MSGP Outfall)
- Stormwater System - Closed Conduit
- Airport Property Boundary
- Entry Gates
- Retention Basin
- Area under the Base Flood Elevation
- PPT Member Areas



**AREA OF DETAIL**



PHOENIX DEER VALLEY AIRPORT



PHOENIX DEER VALLEY AIRPORT - Stormwater Pollution Prevention Plan - Figure 2-10 Activity and Potential Pollutants



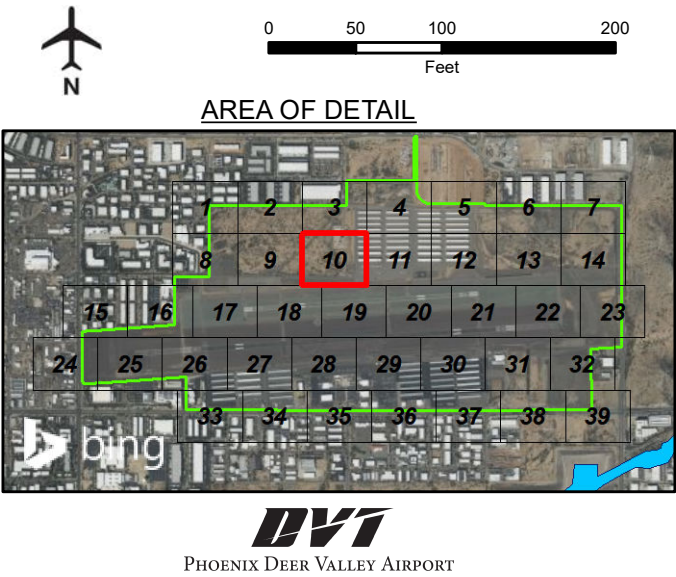
**LEGEND**

**Potential Pollutants**

- 1 FUEL / OIL
- 2 SOLVENTS
- 3 SOAPS / DETERGENT
- 4 PAINT
- 5 HERBICIDES / PESTICIDES
- 6 OTHER

**Map Layers**

- Oil-Water Separator
- Tallow Bin
- xxxx Dry Well (with registration number)
- Stormwater System Inlet
- Stormwater System Manhole
- Stormwater System Outfall (MS4 Outfall)
- Stormwater System Outfall (MSGP Outfall)
- Stormwater System - Closed Conduit
- Airport Property Boundary
- Entry Gates
- Retention Basin
- Area under the Base Flood Elevation
- PPT Member Areas





PHOENIX DEER VALLEY AIRPORT - Stormwater Pollution Prevention Plan - Figure 2-11 Activity and Potential Pollutants



**LEGEND**

**Potential Pollutants**

- ① FUEL / OIL
- ② SOLVENTS
- ③ SOAPS / DETERGENT
- ④ PAINT
- ⑤ HERBICIDES / PESTICIDES
- ⑥ OTHER

**Map Layers**

- Oil-Water Separator
- Tallow Bin
- xxxx Dry Well (with registration number)
- Stormwater System Inlet
- Stormwater System Manhole
- Stormwater System Outfall (MS4 Outfall)
- Stormwater System Outfall (MSGP Outfall)
- Stormwater System - Closed Conduit
- Airport Property Boundary
- Entry Gates
- Retention Basin
- Area under the Base Flood Elevation
- PPT Member Areas

0 50 100 200  
Feet

N

AREA OF DETAIL

The inset map shows a 4x9 grid of numbered cells (1-39). Cell 11 is highlighted with a red border, indicating the area shown in the main map. The grid is surrounded by a green line, and a blue arrow points from the main map to this area.

**DVT**  
PHOENIX DEER VALLEY AIRPORT

Service Layer Credits: © 2025 Microsoft Corporation © 2025 Maxar ©CNES  
(2025) Distribution Airbus DS



PHOENIX DEER VALLEY AIRPORT - Stormwater Pollution Prevention Plan - Figure 2-12 Activity and Potential Pollutants



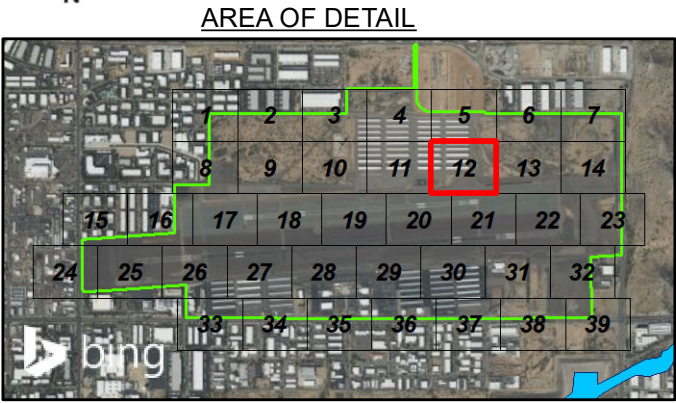
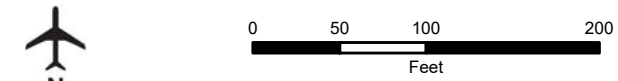
**LEGEND**

**Potential Pollutants**

- ① FUEL / OIL
- ② SOLVENTS
- ③ SOAPS / DETERGENT
- ④ PAINT
- ⑤ HERBICIDES / PESTICIDES
- ⑥ OTHER


**Map Layers**

- Oil-Water Separator
- Tallow Bin
- xxxx Dry Well (with registration number)
- Stormwater System Inlet
- Stormwater System Manhole
- Stormwater System Outfall (MS4 Outfall)
- Stormwater System Outfall (MSGP Outfall)
- Stormwater System - Closed Conduit
- Airport Property Boundary
- Entry Gates
- Retention Basin
- Area under the Base Flood Elevation
- PPT Member Areas





PHOENIX DEER VALLEY AIRPORT - Stormwater Pollution Prevention Plan - Figure 2-13 Activity and Potential Pollutants



**LEGEND**

**Potential Pollutants**

- ① FUEL / OIL
- ② SOLVENTS
- ③ SOAPS / DETERGENT
- ④ PAINT
- ⑤ HERBICIDES / PESTICIDES
- ⑥ OTHER

**Map Layers**

- Oil-Water Separator
- Tallow Bin
- xxxx Dry Well (with registration number)
- Stormwater System Inlet
- Stormwater System Manhole
- Stormwater System Outfall (MS4 Outfall)
- Stormwater System Outfall (MSGP Outfall)
- Stormwater System - Closed Conduit
- Airport Property Boundary
- Entry Gates
- Retention Basin
- Area under the Base Flood Elevation
- PPT Member Areas

0 50 100 200  
Feet

N


AREA OF DETAIL

Service Layer Credits: © 2025 Microsoft Corporation © 2025 Maxar ©CNES  
(2025) Distribution Airbus DS

**DVT**  
PHOENIX DEER VALLEY AIRPORT



PHOENIX DEER VALLEY AIRPORT - Stormwater Pollution Prevention Plan - Figure 2-14 Activity and Potential Pollutants



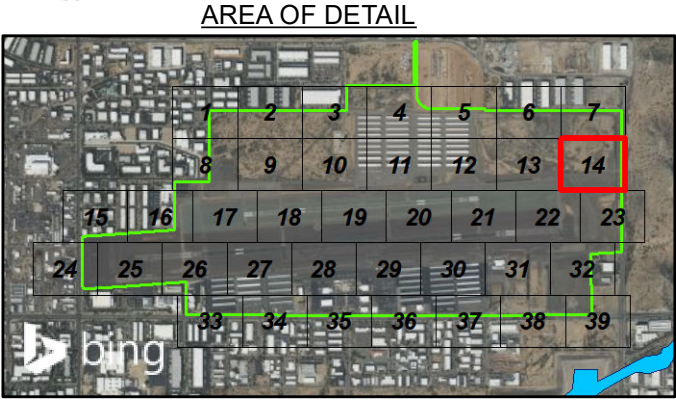
**LEGEND**

**Potential Pollutants**

- 1 FUEL / OIL
- 2 SOLVENTS
- 3 SOAPS / DETERGENT
- 4 PAINT
- 5 HERBICIDES / PESTICIDES
- 6 OTHER

**Map Layers**

- Oil-Water Separator
- Tallow Bin
- xxxx Dry Well (with registration number)
- Stormwater System Inlet
- Stormwater System Manhole
- Stormwater System Outfall (MS4 Outfall)
- Stormwater System Outfall (MSGP Outfall)
- Stormwater System - Closed Conduit
- Airport Property Boundary
- Entry Gates
- Retention Basin
- Area under the Base Flood Elevation
- PPT Member Areas



Service Layer Credits: © 2025 Microsoft Corporation © 2025 Maxar ©CNES  
(2025) Distribution Airbus DS



PHOENIX DEER VALLEY AIRPORT - Stormwater Pollution Prevention Plan - Figure 2-15 Activity and Potential Pollutants



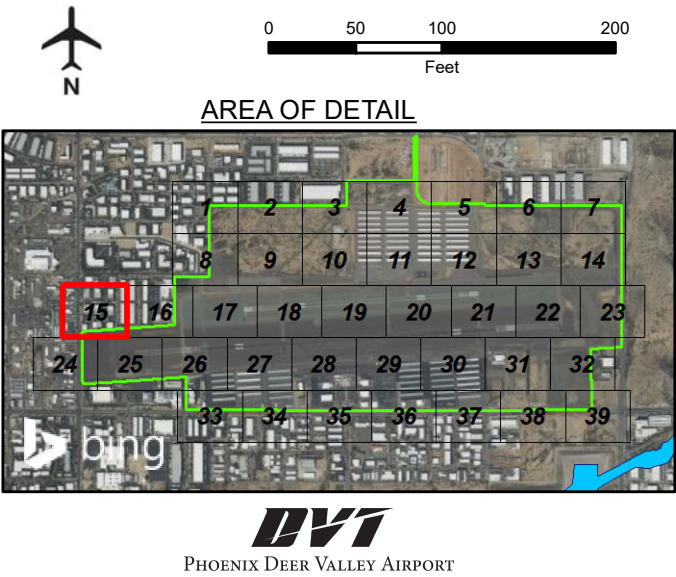
**LEGEND**

**Potential Pollutants**

- 1 FUEL / OIL
- 2 SOLVENTS
- 3 SOAPS / DETERGENT
- 4 PAINT
- 5 HERBICIDES / PESTICIDES
- 6 OTHER

**Map Layers**

- Oil-Water Separator
- Tallow Bin
- xxxx Dry Well (with registration number)
- Stormwater System Inlet
- Stormwater System Manhole
- Stormwater System Outfall (MS4 Outfall)
- Stormwater System Outfall (MSGP Outfall)
- Stormwater System - Closed Conduit
- Airport Property Boundary
- Entry Gates
- Retention Basin
- Area under the Base Flood Elevation
- PPT Member Areas



Service Layer Credits: © 2025 Microsoft Corporation © 2025 Maxar ©CNES  
(2025) Distribution Airbus DS



PHOENIX DEER VALLEY AIRPORT - Stormwater Pollution Prevention Plan - Figure 2-16 Activity and Potential Pollutants



**LEGEND**

**Potential Pollutants**

- ① FUEL / OIL
- ② SOLVENTS
- ③ SOAPS / DETERGENT
- ④ PAINT
- ⑤ HERBICIDES / PESTICIDES
- ⑥ OTHER

**Map Layers**

- Oil-Water Separator
- Tallow Bin
- xxxx Dry Well (with registration number)
- Stormwater System Inlet
- Stormwater System Manhole
- Stormwater System Outfall (MS4 Outfall)
- Stormwater System Outfall (MSGP Outfall)
- Stormwater System - Closed Conduit
- Airport Property Boundary
- Entry Gates
- Retention Basin
- Area under the Base Flood Elevation
- PPT Member Areas

N

0 50 100 200  
Feet

AREA OF DETAIL

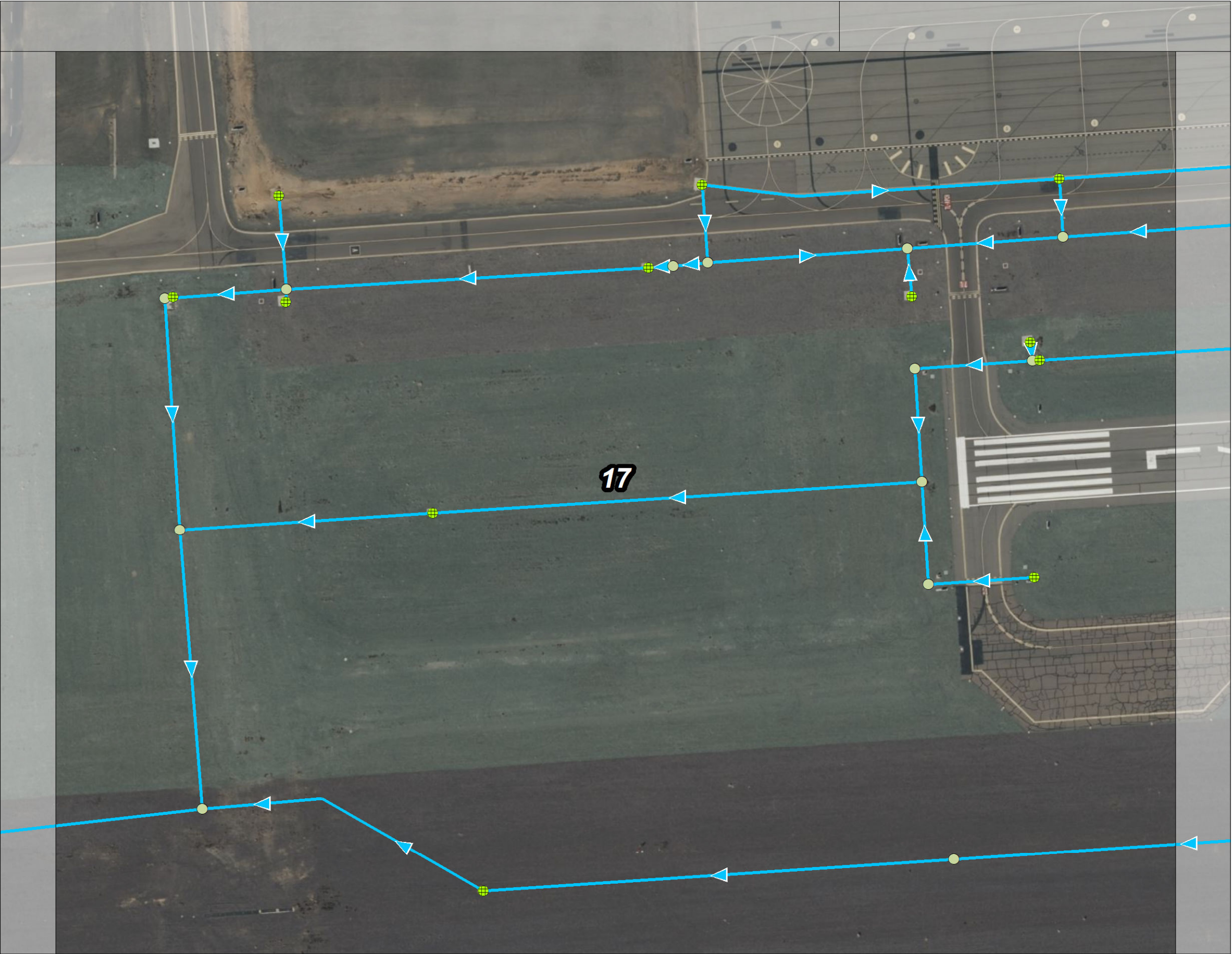
bing

**DVT**  
PHOENIX DEER VALLEY AIRPORT

Service Layer Credits: © 2025 Microsoft Corporation © 2025 Maxar ©CNES  
(2025) Distribution Airbus DS



PHOENIX DEER VALLEY AIRPORT - Stormwater Pollution Prevention Plan - Figure 2-17 Activity and Potential Pollutants



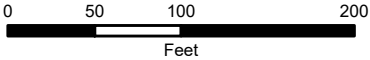
**LEGEND**

**Potential Pollutants**

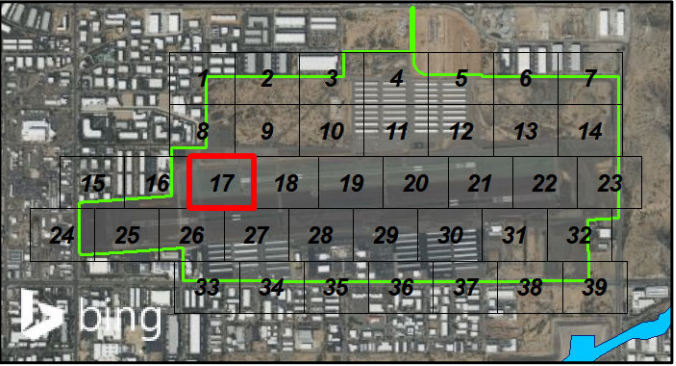
- ① FUEL / OIL
- ② SOLVENTS
- ③ SOAPS / DETERGENT
- ④ PAINT
- ⑤ HERBICIDES / PESTICIDES
- ⑥ OTHER

**Map Layers**

- Oil-Water Separator
- Tallow Bin
- xxxx Dry Well (with registration number)
- Stormwater System Inlet
- Stormwater System Manhole
- Stormwater System Outfall (MS4 Outfall)
- Stormwater System Outfall (MSGP Outfall)
- Stormwater System - Closed Conduit
- Airport Property Boundary
- Entry Gates
- Retention Basin
- Area under the Base Flood Elevation
- PPT Member Areas



**AREA OF DETAIL**

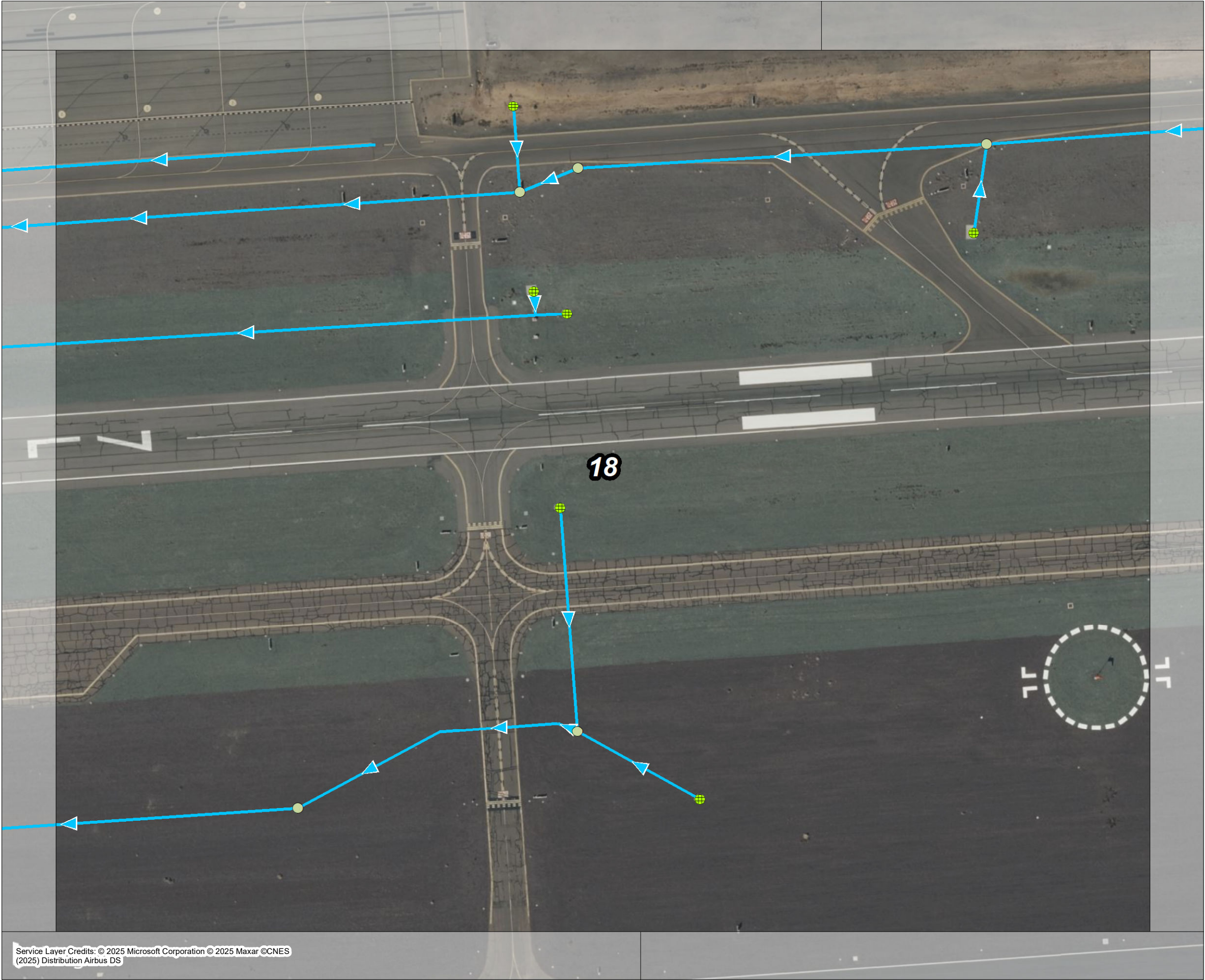


Service Layer Credits: © 2025 Microsoft Corporation © 2025 Maxar ©CNES  
(2025) Distribution Airbus DS

**DVT**  
PHOENIX DEER VALLEY AIRPORT



PHOENIX DEER VALLEY AIRPORT - Stormwater Pollution Prevention Plan - Figure 2-18 Activity and Potential Pollutants



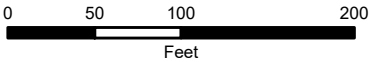
**LEGEND**

**Potential Pollutants**

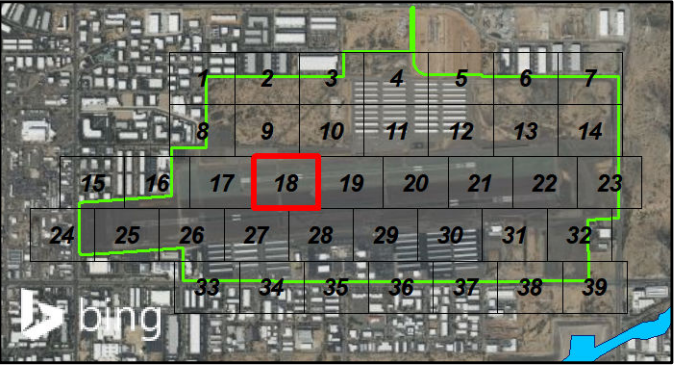
- ① FUEL / OIL
- ② SOLVENTS
- ③ SOAPS / DETERGENT
- ④ PAINT
- ⑤ HERBICIDES / PESTICIDES
- ⑥ OTHER

**Map Layers**

- Oil-Water Separator
- Tallow Bin
- xxxx Dry Well (with registration number)
- Stormwater System Inlet
- Stormwater System Manhole
- Stormwater System Outfall (MS4 Outfall)
- Stormwater System Outfall (MSGP Outfall)
- Stormwater System - Closed Conduit
- Airport Property Boundary
- Entry Gates
- Retention Basin
- Area under the Base Flood Elevation
- PPT Member Areas



**AREA OF DETAIL**



Service Layer Credits: © 2025 Microsoft Corporation © 2025 Maxar ©CNES  
(2025) Distribution Airbus DS

**DVT**  
PHOENIX DEER VALLEY AIRPORT



PHOENIX DEER VALLEY AIRPORT - Stormwater Pollution Prevention Plan - Figure 2-19 Activity and Potential Pollutants




**LEGEND**

**Potential Pollutants**


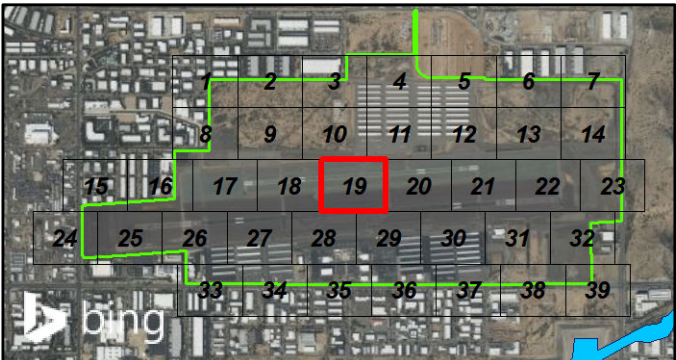
- 1 FUEL / OIL
- 2 SOLVENTS
- 3 SOAPS / DETERGENT
- 4 PAINT
- 5 HERBICIDES / PESTICIDES
- 6 OTHER

**Map Layers**

- Oil-Water Separator
- Tallow Bin
- xxxx Dry Well (with registration number)
- Stormwater System Inlet
- Stormwater System Manhole
- Stormwater System Outfall (MS4 Outfall)
- Stormwater System Outfall (MSGP Outfall)
- Stormwater System - Closed Conduit
- Airport Property Boundary
- Entry Gates
- Retention Basin
- Area under the Base Flood Elevation
- PPT Member Areas



050100200  
Feet

**AREA OF DETAIL**



PHOENIX DEER VALLEY AIRPORT - Stormwater Pollution Prevention Plan - Figure 2-20 Activity and Potential Pollutants





**LEGEND**

**Potential Pollutants**


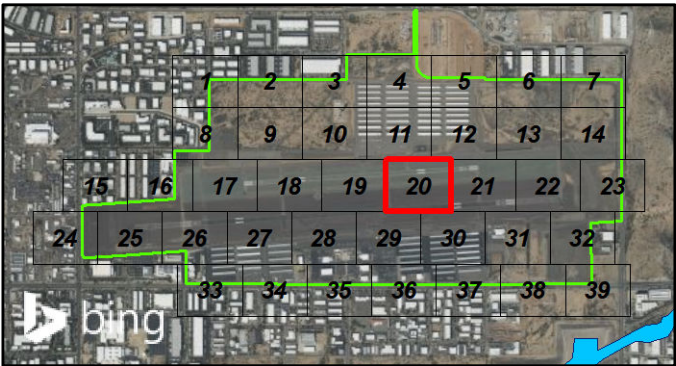
- 1 FUEL / OIL
- 2 SOLVENTS
- 3 SOAPS / DETERGENT
- 4 PAINT
- 5 HERBICIDES / PESTICIDES
- 6 OTHER

**Map Layers**

- Oil-Water Separator
- Tallow Bin
- xxxx Dry Well (with registration number)
- Stormwater System Inlet
- Stormwater System Manhole
- Stormwater System Outfall (MS4 Outfall)
- Stormwater System Outfall (MSGP Outfall)
- Stormwater System - Closed Conduit
- Airport Property Boundary
- Entry Gates
- Retention Basin
- Area under the Base Flood Elevation
- PPT Member Areas



AREA OF DETAIL



Service Layer Credits: © 2025 Microsoft Corporation © 2025 Maxar ©CNES  
(2025) Distribution Airbus DS



PHOENIX DEER VALLEY AIRPORT - Stormwater Pollution Prevention Plan - Figure 2-21 Activity and Potential Pollutants



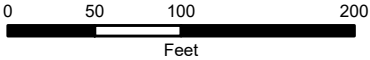
**LEGEND**

**Potential Pollutants**

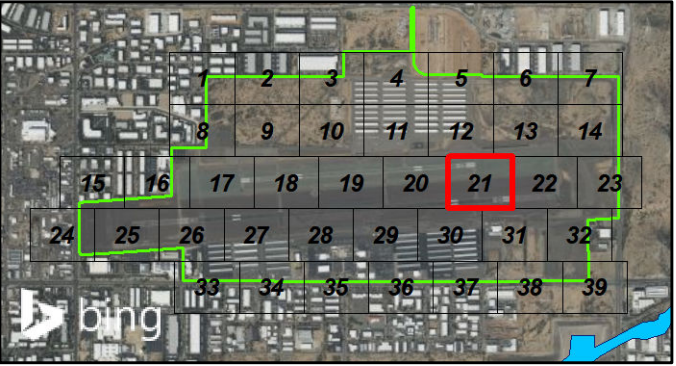
- ① FUEL / OIL
- ② SOLVENTS
- ③ SOAPS / DETERGENT
- ④ PAINT
- ⑤ HERBICIDES / PESTICIDES
- ⑥ OTHER

**Map Layers**

- Oil-Water Separator
- Tallow Bin
- xxxx Dry Well (with registration number)
- Stormwater System Inlet
- Stormwater System Manhole
- Stormwater System Outfall (MS4 Outfall)
- Stormwater System Outfall (MSGP Outfall)
- Stormwater System - Closed Conduit
- Airport Property Boundary
- Entry Gates
- Retention Basin
- Area under the Base Flood Elevation
- PPT Member Areas



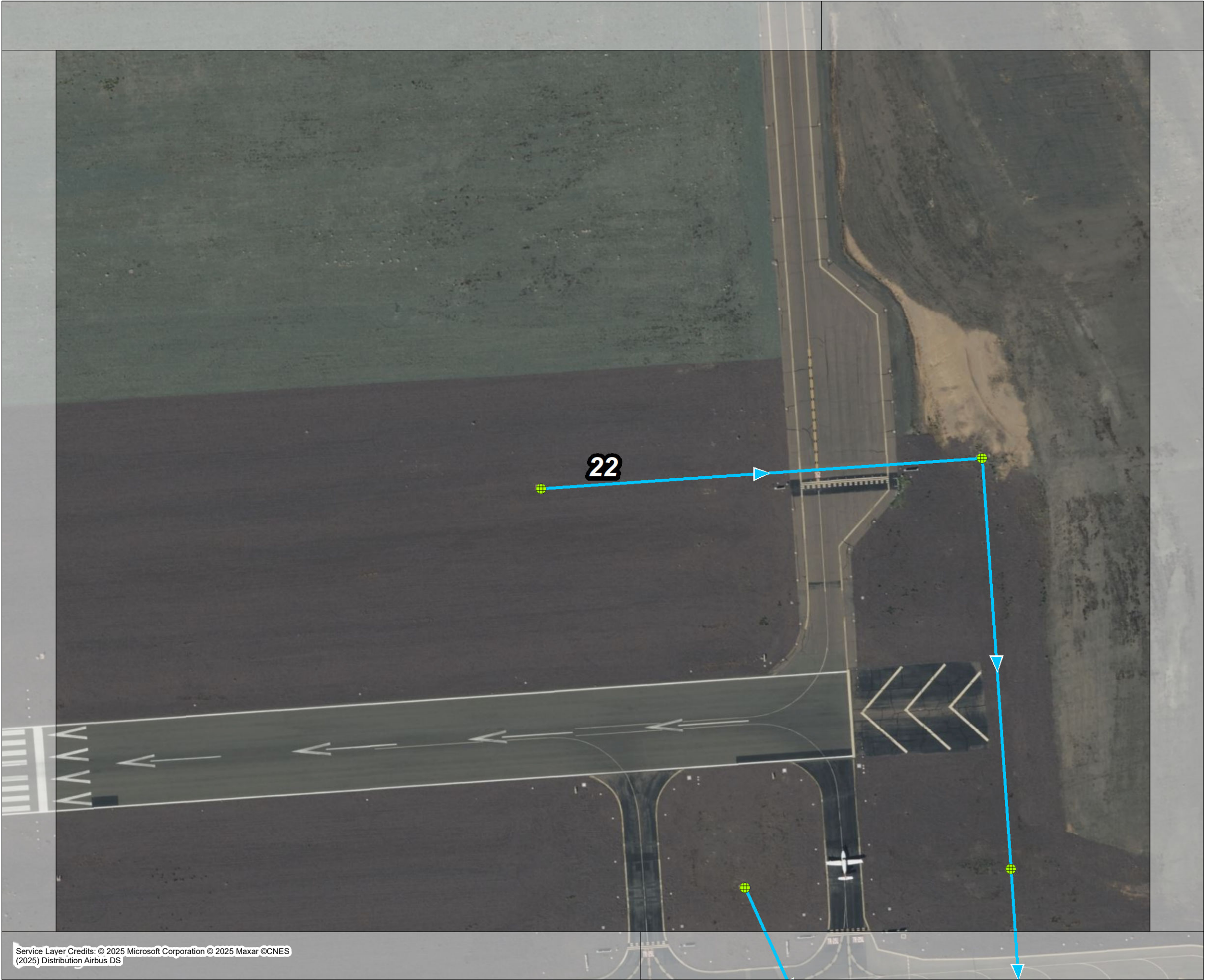
**AREA OF DETAIL**



PHOENIX DEER VALLEY AIRPORT



PHOENIX DEER VALLEY AIRPORT - Stormwater Pollution Prevention Plan - Figure 2-22 Activity and Potential Pollutants



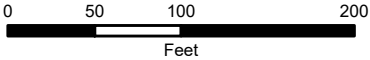
**LEGEND**

**Potential Pollutants**

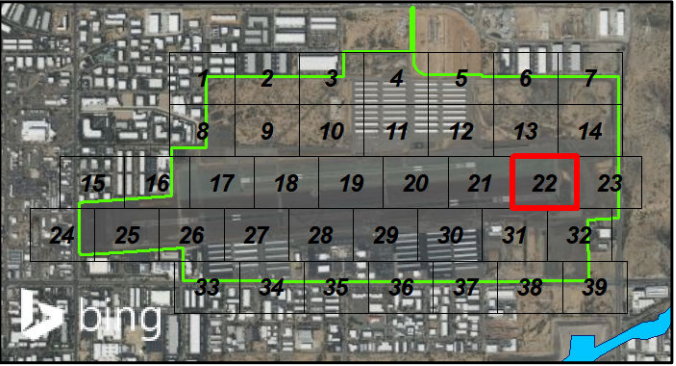
- ① FUEL / OIL
- ② SOLVENTS
- ③ SOAPS / DETERGENT
- ④ PAINT
- ⑤ HERBICIDES / PESTICIDES
- ⑥ OTHER

**Map Layers**

- Oil-Water Separator
- Tallow Bin
- xxxx Dry Well (with registration number)
- Stormwater System Inlet
- Stormwater System Manhole
- Stormwater System Outfall (MS4 Outfall)
- Stormwater System Outfall (MSGP Outfall)
- Stormwater System - Closed Conduit
- Airport Property Boundary
- Entry Gates
- Retention Basin
- Area under the Base Flood Elevation
- PPT Member Areas



**AREA OF DETAIL**



Service Layer Credits: © 2025 Microsoft Corporation © 2025 Maxar ©CNES  
(2025) Distribution Airbus DS

**DVT**  
PHOENIX DEER VALLEY AIRPORT





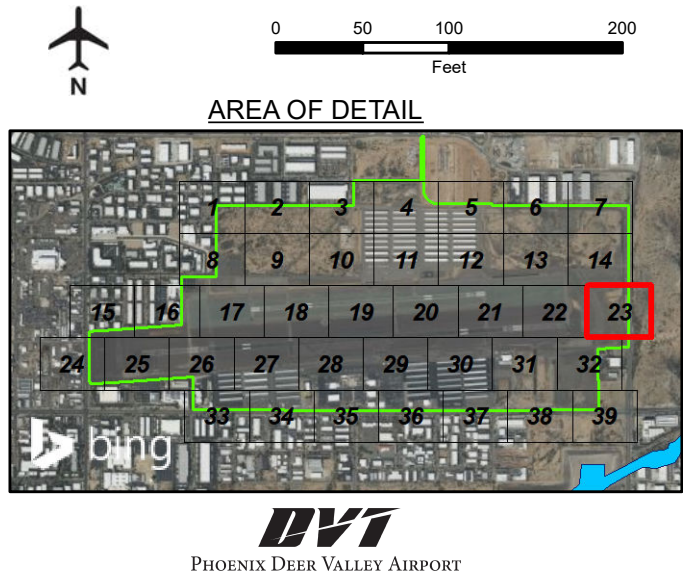
**LEGEND**

**Potential Pollutants**

- 1 FUEL / OIL
- 2 SOLVENTS
- 3 SOAPS / DETERGENT
- 4 PAINT
- 5 HERBICIDES / PESTICIDES
- 6 OTHER

**Map Layers**

- Oil-Water Separator
- Tallow Bin
- xxxx Dry Well (with registration number)
- Stormwater System Inlet
- Stormwater System Manhole
- Stormwater System Outfall (MS4 Outfall)
- Stormwater System Outfall (MSGP Outfall)
- Stormwater System - Closed Conduit
- Airport Property Boundary
- Entry Gates
- Retention Basin
- Area under the Base Flood Elevation
- PPT Member Areas





PHOENIX DEER VALLEY AIRPORT - Stormwater Pollution Prevention Plan - Figure 2-24 Activity and Potential Pollutants



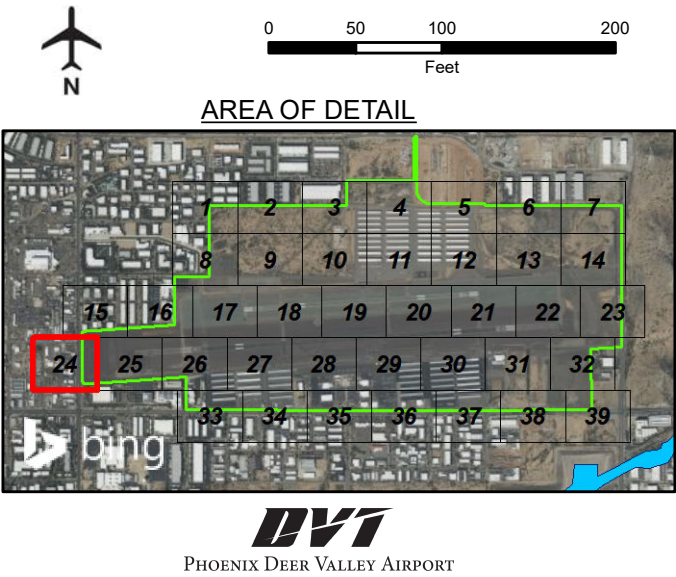
**LEGEND**

**Potential Pollutants**

- ① FUEL / OIL
- ② SOLVENTS
- ③ SOAPS / DETERGENT
- ④ PAINT
- ⑤ HERBICIDES / PESTICIDES
- ⑥ OTHER

**Map Layers**

- Oil-Water Separator
- Tallow Bin
- xxxx Dry Well (with registration number)
- Stormwater System Inlet
- Stormwater System Manhole
- Stormwater System Outfall (MS4 Outfall)
- Stormwater System Outfall (MSGP Outfall)
- Stormwater System - Closed Conduit
- Airport Property Boundary
- Entry Gates
- Retention Basin
- Area under the Base Flood Elevation
- PPT Member Areas



Service Layer Credits: © 2025 Microsoft Corporation © 2025 Maxar ©CNES  
(2025) Distribution Airbus DS



PHOENIX DEER VALLEY AIRPORT - Stormwater Pollution Prevention Plan - Figure 2-25 Activity and Potential Pollutants



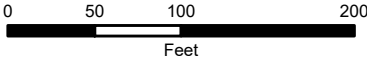
**LEGEND**

**Potential Pollutants**

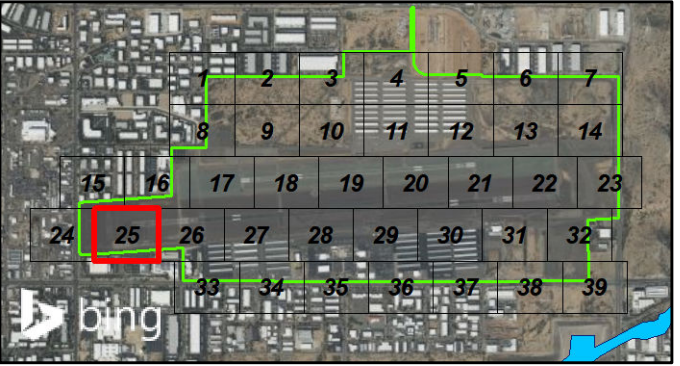
- ① FUEL / OIL
- ② SOLVENTS
- ③ SOAPS / DETERGENT
- ④ PAINT
- ⑤ HERBICIDES / PESTICIDES
- ⑥ OTHER

**Map Layers**

- Oil-Water Separator
- Tallow Bin
- xxxx Dry Well (with registration number)
- Stormwater System Inlet
- Stormwater System Manhole
- Stormwater System Outfall (MS4 Outfall)
- Stormwater System Outfall (MSGP Outfall)
- Stormwater System - Closed Conduit
- Airport Property Boundary
- Entry Gates
- Retention Basin
- Area under the Base Flood Elevation
- PPT Member Areas



**AREA OF DETAIL**



PHOENIX DEER VALLEY AIRPORT



PHOENIX DEER VALLEY AIRPORT - Stormwater Pollution Prevention Plan - Figure 2-26 Activity and Potential Pollutants



**LEGEND**

**Potential Pollutants**

- ① FUEL / OIL
- ② SOLVENTS
- ③ SOAPS / DETERGENT
- ④ PAINT
- ⑤ HERBICIDES / PESTICIDES
- ⑥ OTHER

**Map Layers**

- Oil-Water Separator
- Tallow Bin
- xxxx Dry Well (with registration number)
- Stormwater System Inlet
- Stormwater System Manhole
- Stormwater System Outfall (MS4 Outfall)
- Stormwater System Outfall (MSGP Outfall)
- Stormwater System - Closed Conduit
- Airport Property Boundary
- Entry Gates
- Retention Basin
- Area under the Base Flood Elevation
- PPT Member Areas

0 50 100 200  
Feet

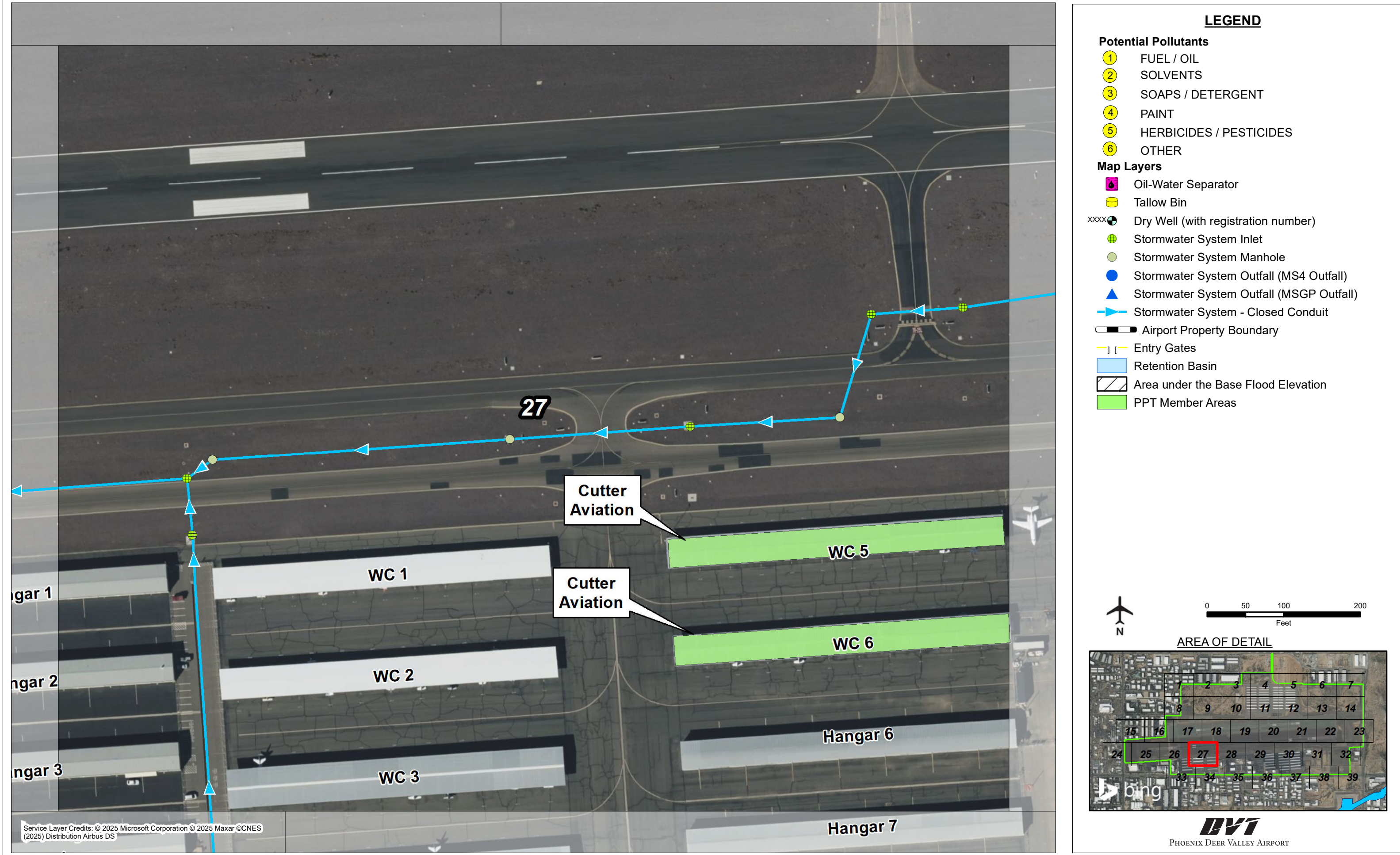
N

AREA OF DETAIL

**DVT**  
PHOENIX DEER VALLEY AIRPORT

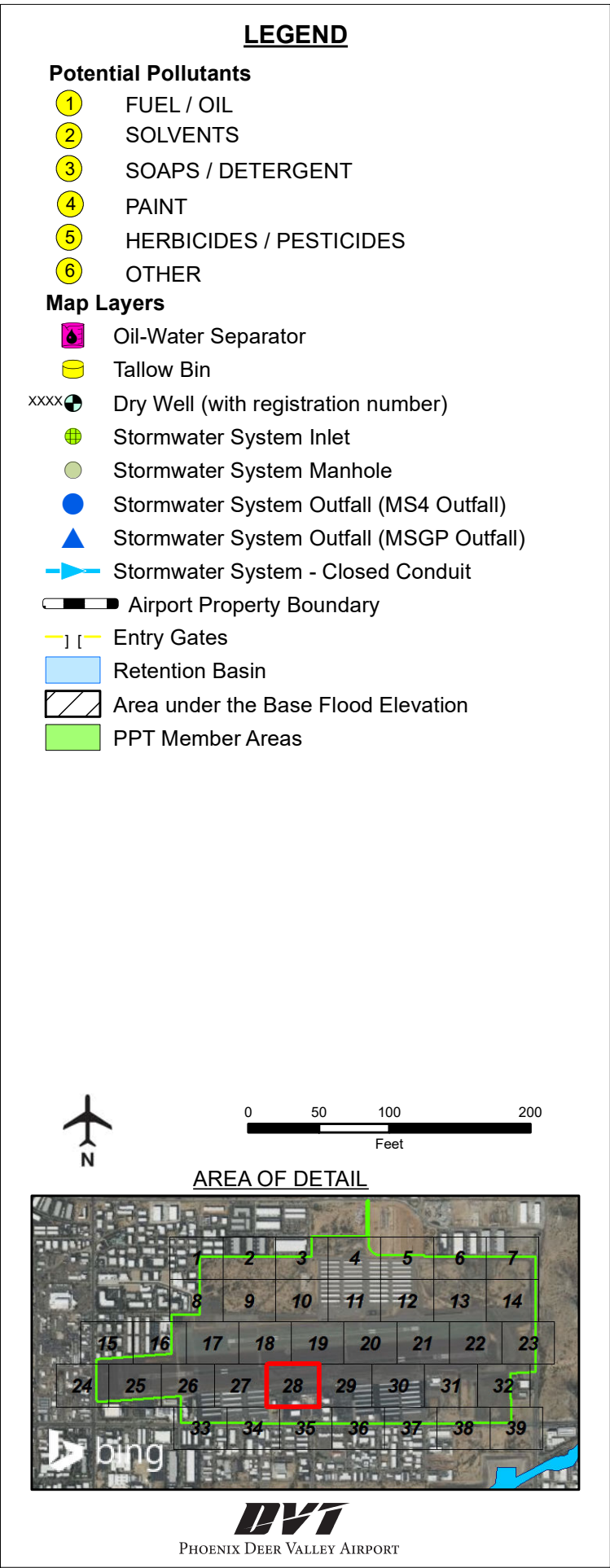
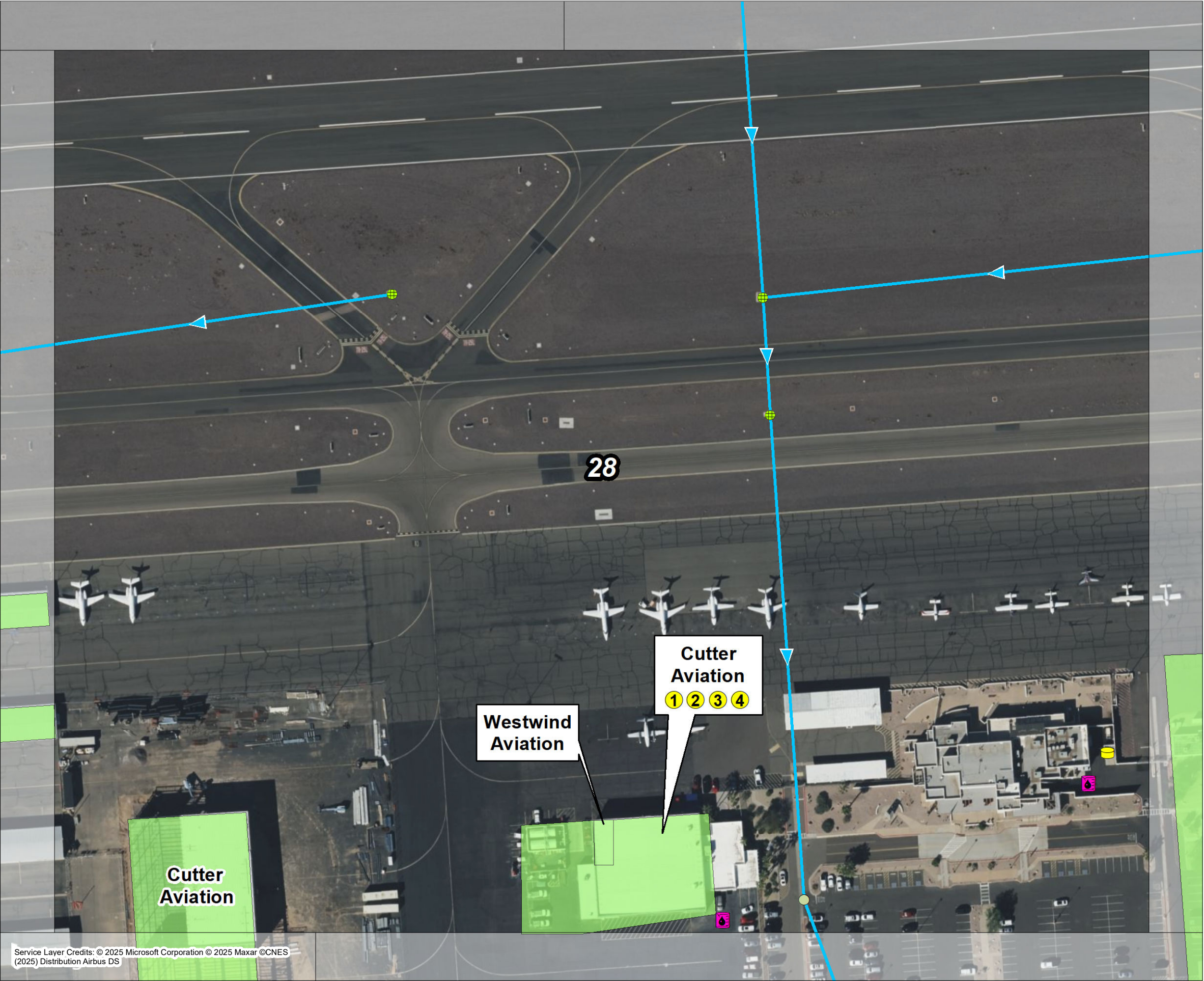


PHOENIX DEER VALLEY AIRPORT - Stormwater Pollution Prevention Plan - Figure 2-27 Activity and Potential Pollutants



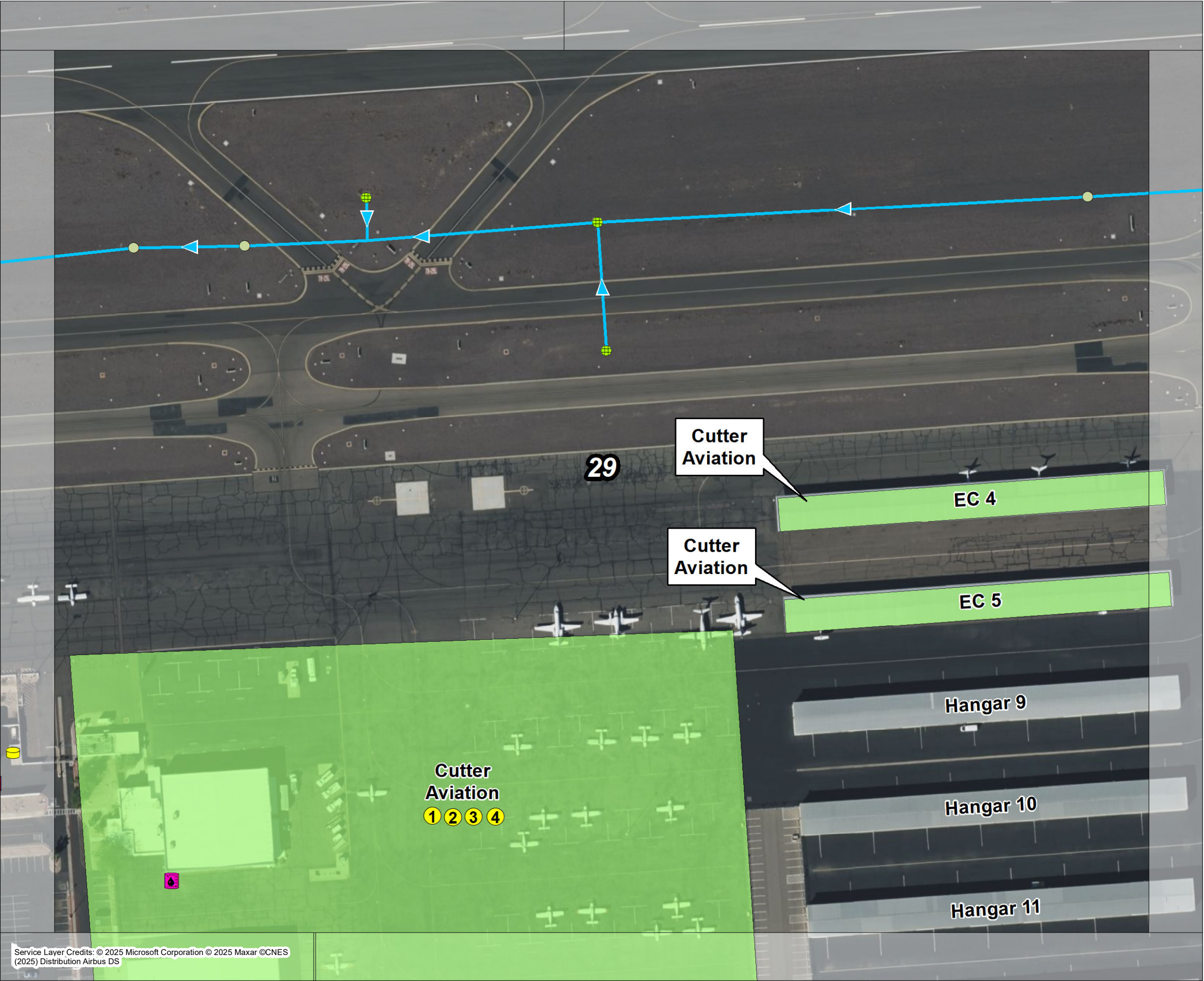
Service Layer Credits: © 2025 Microsoft Corporation © 2025 Maxar ©CNES  
(2025) Distribution Airbus DS







PHOENIX DEER VALLEY AIRPORT - Stormwater Pollution Prevention Plan - Figure 2-29 Activity and Potential Pollutants



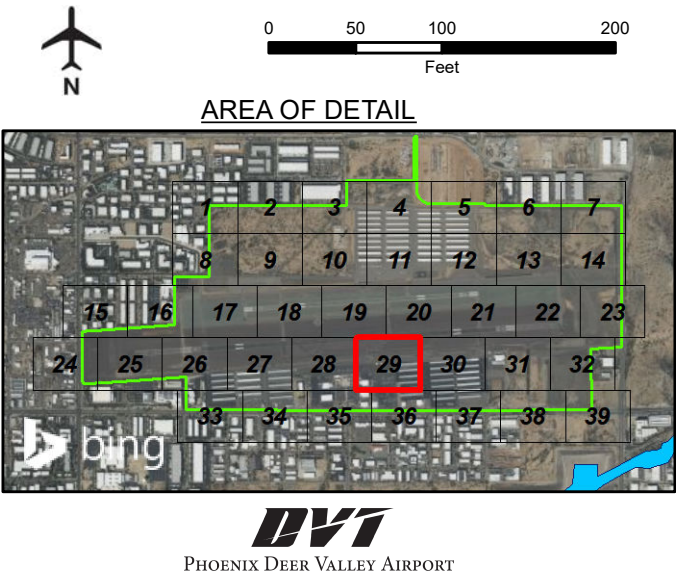
**LEGEND**

**Potential Pollutants**

- ① FUEL / OIL
- ② SOLVENTS
- ③ SOAPS / DETERGENT
- ④ PAINT
- ⑤ HERBICIDES / PESTICIDES
- ⑥ OTHER

**Map Layers**

- Oil-Water Separator
- Tallow Bin
- XXXX Dry Well (with registration number)
- Stormwater System Inlet
- Stormwater System Manhole
- Stormwater System Outfall (MS4 Outfall)
- Stormwater System Outfall (MSGP Outfall)
- Stormwater System - Closed Conduit
- Airport Property Boundary
- Entry Gates
- Retention Basin
- Area under the Base Flood Elevation
- PPT Member Areas



Service Layer Credits: © 2025 Microsoft Corporation © 2025 Maxar ©CNES  
(2025) Distribution Airbus DS



PHOENIX DEER VALLEY AIRPORT - Stormwater Pollution Prevention Plan - Figure 2-30 Activity and Potential Pollutants



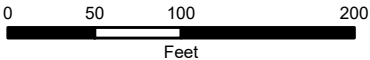
**LEGEND**

**Potential Pollutants**

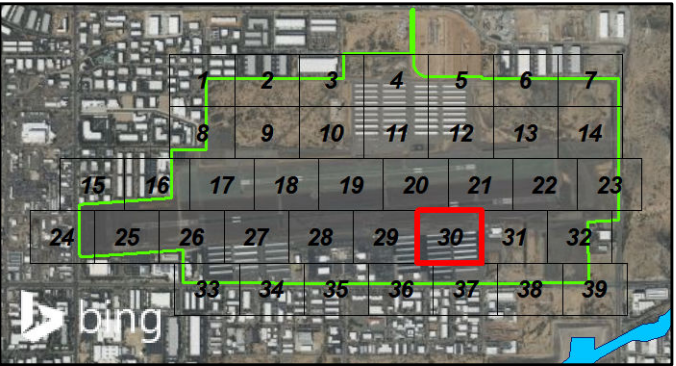
- ① FUEL / OIL
- ② SOLVENTS
- ③ SOAPS / DETERGENT
- ④ PAINT
- ⑤ HERBICIDES / PESTICIDES
- ⑥ OTHER

**Map Layers**

- Oil-Water Separator
- Tallow Bin
- xxxx Dry Well (with registration number)
- Stormwater System Inlet
- Stormwater System Manhole
- Stormwater System Outfall (MS4 Outfall)
- Stormwater System Outfall (MSGP Outfall)
- Stormwater System - Closed Conduit
- Airport Property Boundary
- Entry Gates
- Retention Basin
- Area under the Base Flood Elevation
- PPT Member Areas



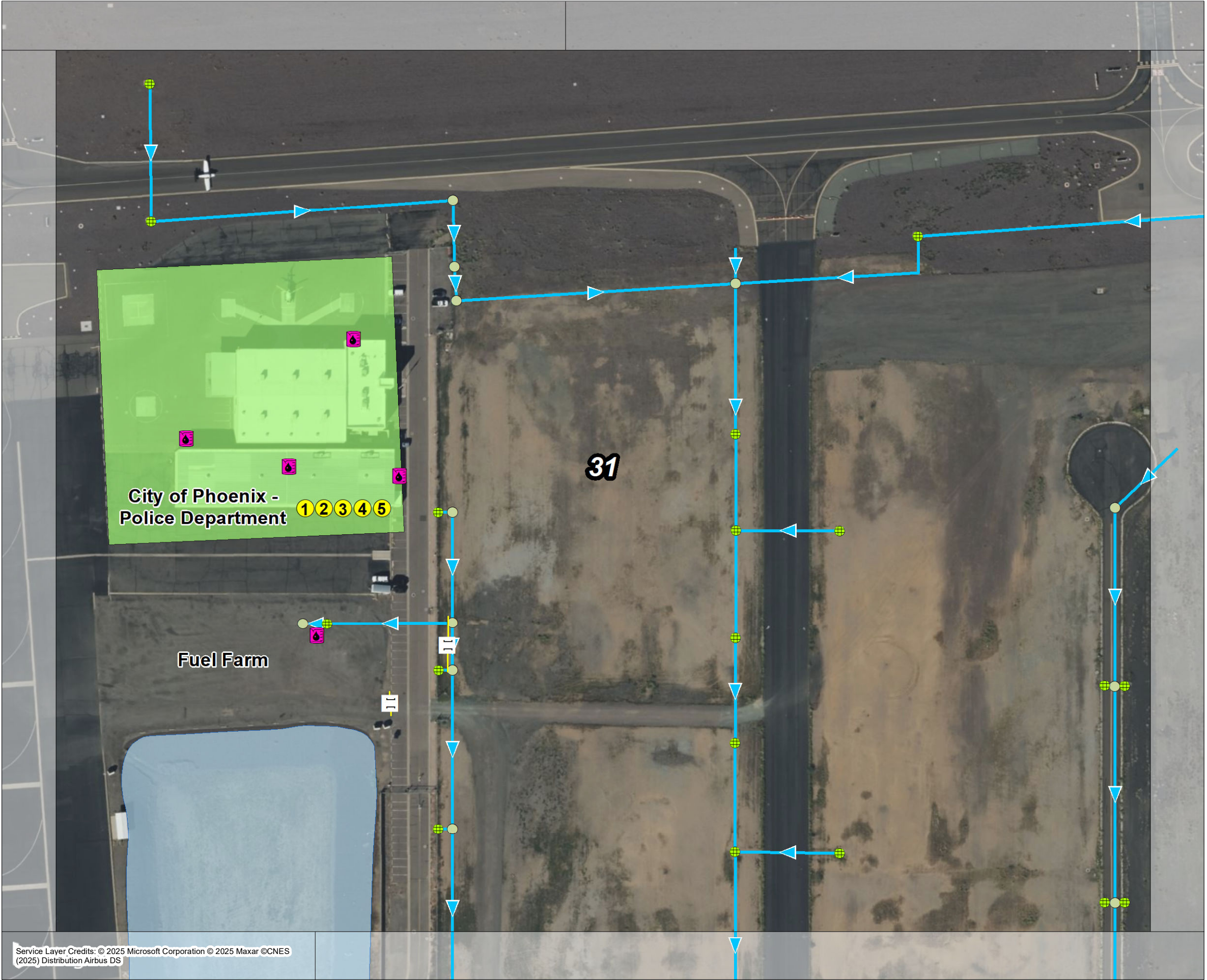
**AREA OF DETAIL**



PHOENIX DEER VALLEY AIRPORT



PHOENIX DEER VALLEY AIRPORT - Stormwater Pollution Prevention Plan - Figure 2-31 Activity and Potential Pollutants



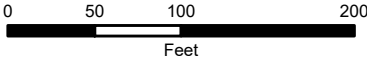
**LEGEND**

**Potential Pollutants**

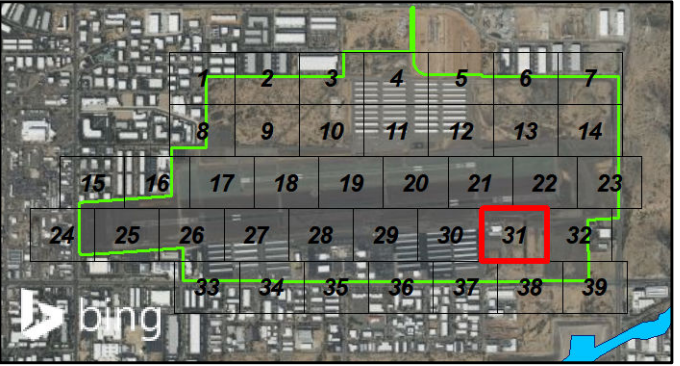
- ① FUEL / OIL
- ② SOLVENTS
- ③ SOAPS / DETERGENT
- ④ PAINT
- ⑤ HERBICIDES / PESTICIDES
- ⑥ OTHER

**Map Layers**

- Oil-Water Separator
- Tallow Bin
- xxxx Dry Well (with registration number)
- Stormwater System Inlet
- Stormwater System Manhole
- Stormwater System Outfall (MS4 Outfall)
- Stormwater System Outfall (MSGP Outfall)
- Stormwater System - Closed Conduit
- Airport Property Boundary
- Entry Gates
- Retention Basin
- Area under the Base Flood Elevation
- PPT Member Areas



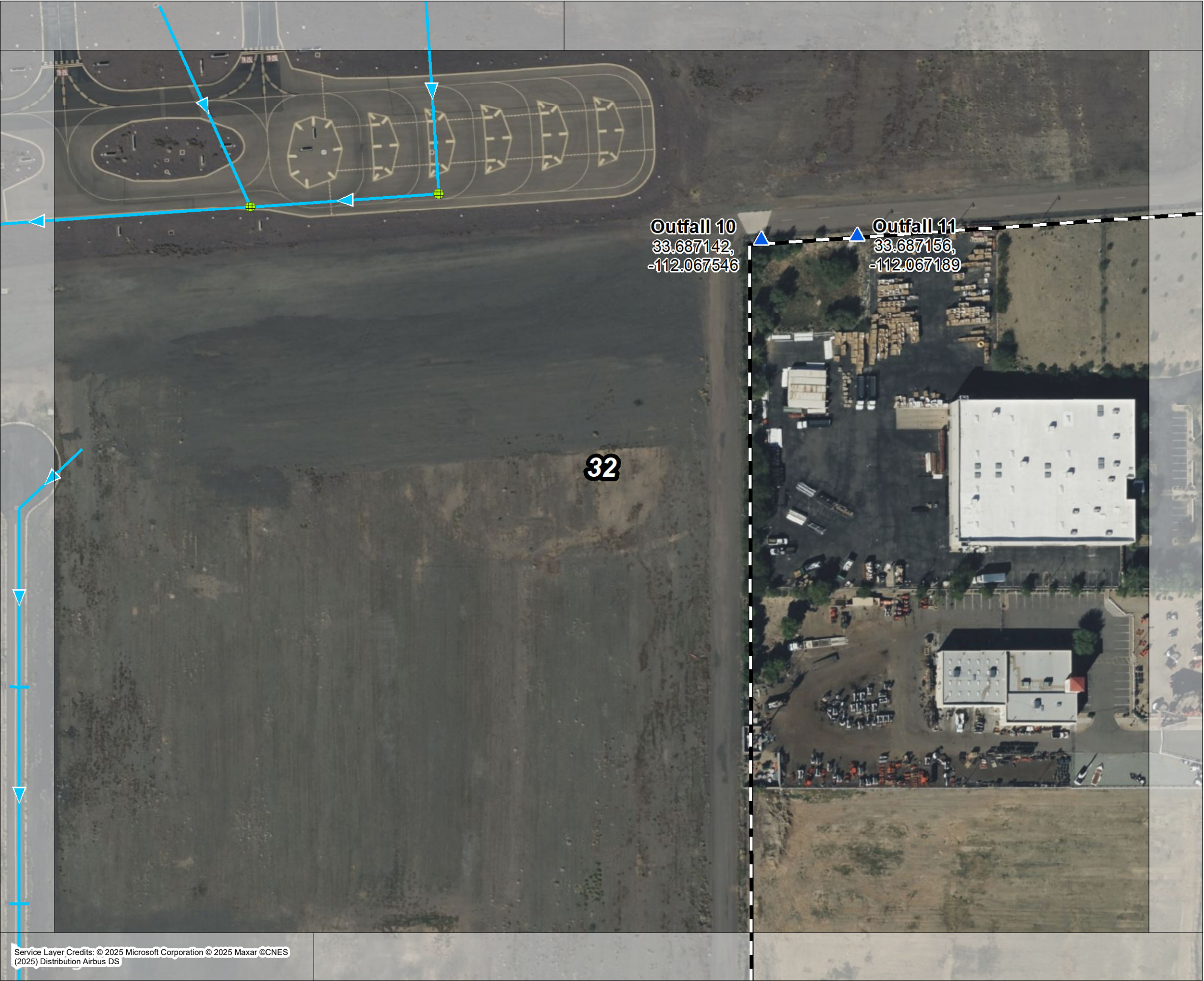
**AREA OF DETAIL**



PHOENIX DEER VALLEY AIRPORT



PHOENIX DEER VALLEY AIRPORT - Stormwater Pollution Prevention Plan - Figure 2-32 Activity and Potential Pollutants



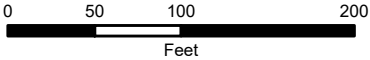
**LEGEND**

**Potential Pollutants**

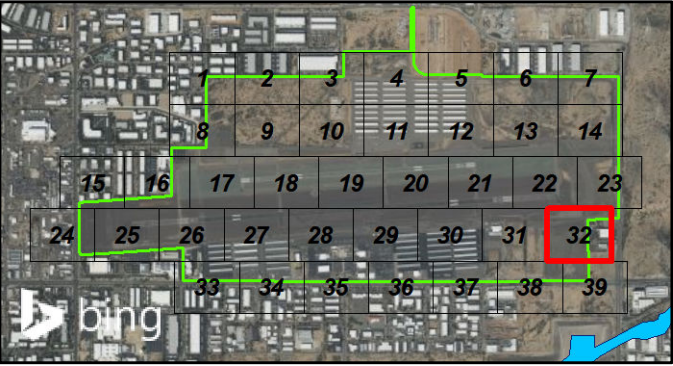
- ① FUEL / OIL
- ② SOLVENTS
- ③ SOAPS / DETERGENT
- ④ PAINT
- ⑤ HERBICIDES / PESTICIDES
- ⑥ OTHER

**Map Layers**

- Oil-Water Separator
- Tallow Bin
- xxxx Dry Well (with registration number)
- Stormwater System Inlet
- Stormwater System Manhole
- Stormwater System Outfall (MS4 Outfall)
- Stormwater System Outfall (MSGP Outfall)
- Stormwater System - Closed Conduit
- Airport Property Boundary
- Entry Gates
- Retention Basin
- Area under the Base Flood Elevation
- PPT Member Areas



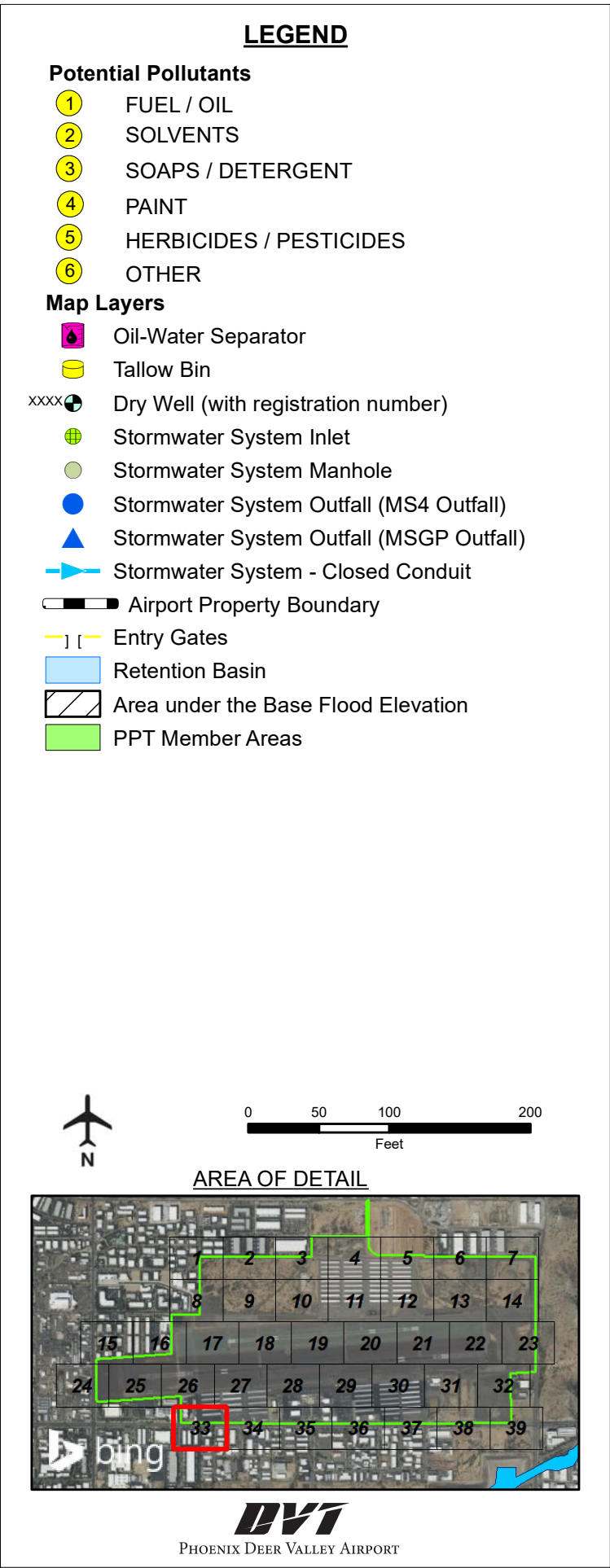
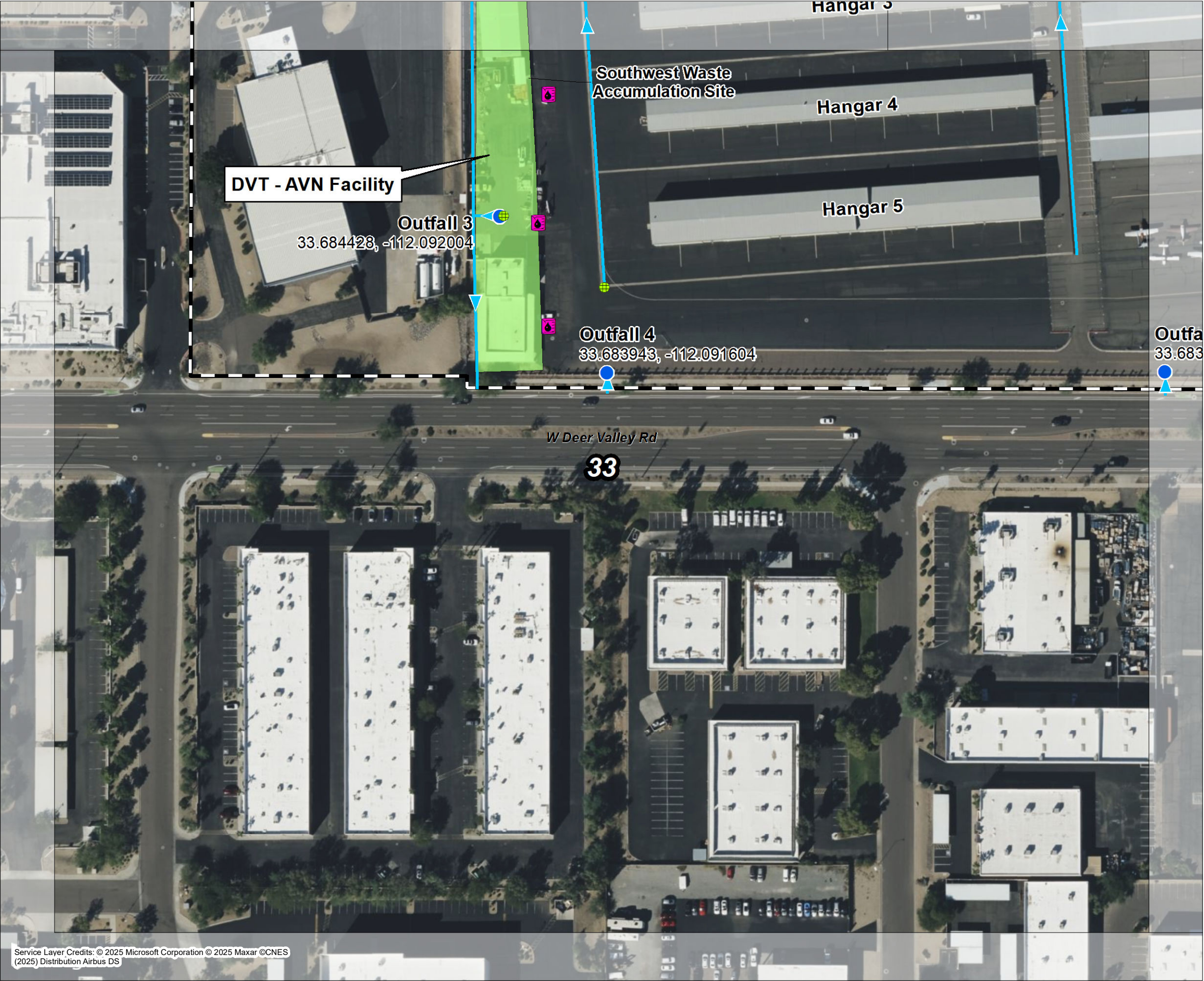
**AREA OF DETAIL**



PHOENIX DEER VALLEY AIRPORT



PHOENIX DEER VALLEY AIRPORT - Stormwater Pollution Prevention Plan - Figure 2-33 Activity and Potential Pollutants





PHOENIX DEER VALLEY AIRPORT - Stormwater Pollution Prevention Plan - Figure 2-34 Activity and Potential Pollutants



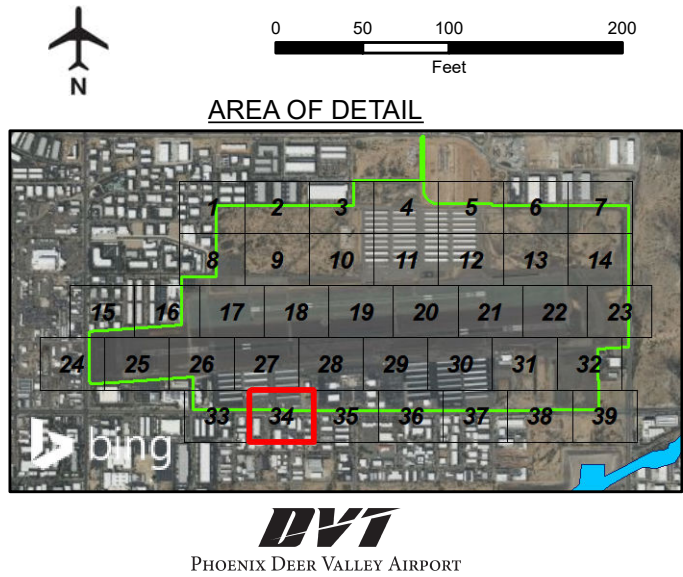
**LEGEND**

**Potential Pollutants**

- 1 FUEL / OIL
- 2 SOLVENTS
- 3 SOAPS / DETERGENT
- 4 PAINT
- 5 HERBICIDES / PESTICIDES
- 6 OTHER

**Map Layers**

- Oil-Water Separator
- Tallow Bin
- xxxx Dry Well (with registration number)
- Stormwater System Inlet
- Stormwater System Manhole
- Stormwater System Outfall (MS4 Outfall)
- Stormwater System Outfall (MSGP Outfall)
- Stormwater System - Closed Conduit
- Airport Property Boundary
- Entry Gates
- Retention Basin
- Area under the Base Flood Elevation
- PPT Member Areas



Service Layer Credits: © 2025 Microsoft Corporation © 2025 Maxar ©CNES (2025) Distribution Airbus DS



PHOENIX DEER VALLEY AIRPORT - Stormwater Pollution Prevention Plan - Figure 2-35 Activity and Potential Pollutants



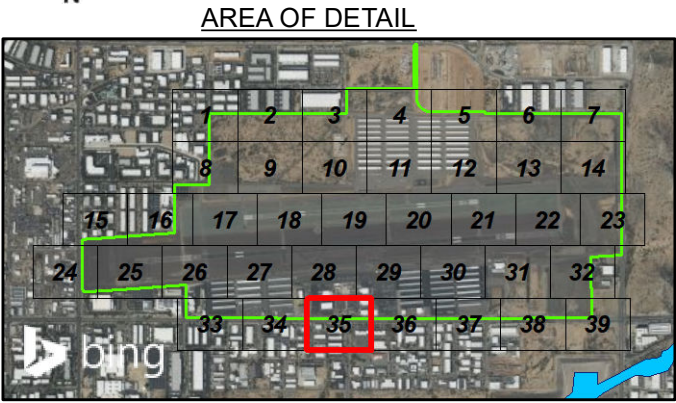
**LEGEND**

**Potential Pollutants**

- ① FUEL / OIL
- ② SOLVENTS
- ③ SOAPS / DETERGENT
- ④ PAINT
- ⑤ HERBICIDES / PESTICIDES
- ⑥ OTHER

**Map Layers**

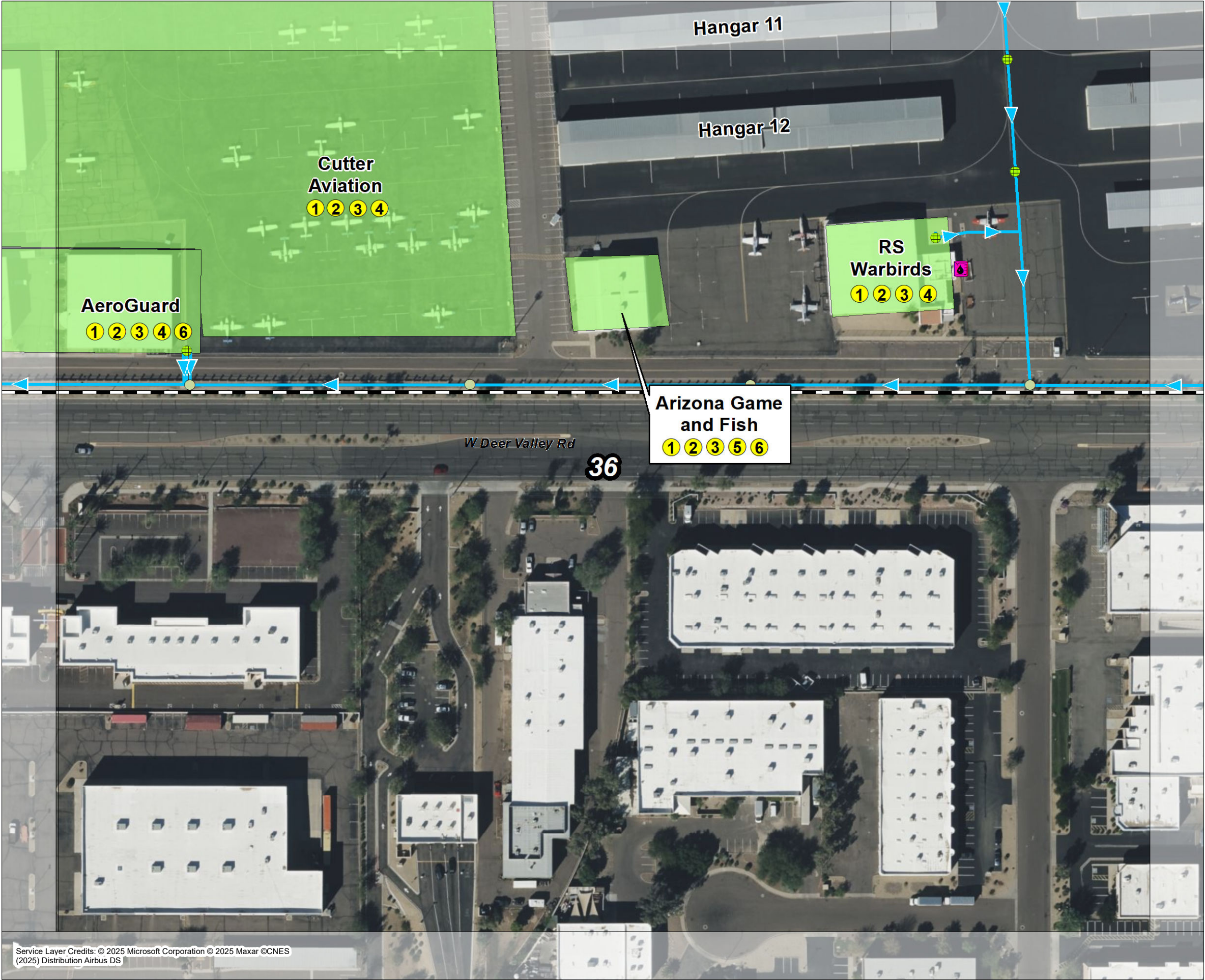
- Oil-Water Separator
- Tallow Bin
- xxxx Dry Well (with registration number)
- Stormwater System Inlet
- Stormwater System Manhole
- Stormwater System Outfall (MS4 Outfall)
- Stormwater System Outfall (MSGP Outfall)
- Stormwater System - Closed Conduit
- Airport Property Boundary
- Entry Gates
- Retention Basin
- Area under the Base Flood Elevation
- PPT Member Areas



Service Layer Credits: © 2025 Microsoft Corporation © 2025 Maxar ©CNES  
(2025) Distribution Airbus DS



PHOENIX DEER VALLEY AIRPORT - Stormwater Pollution Prevention Plan - Figure 2-36 Activity and Potential Pollutants



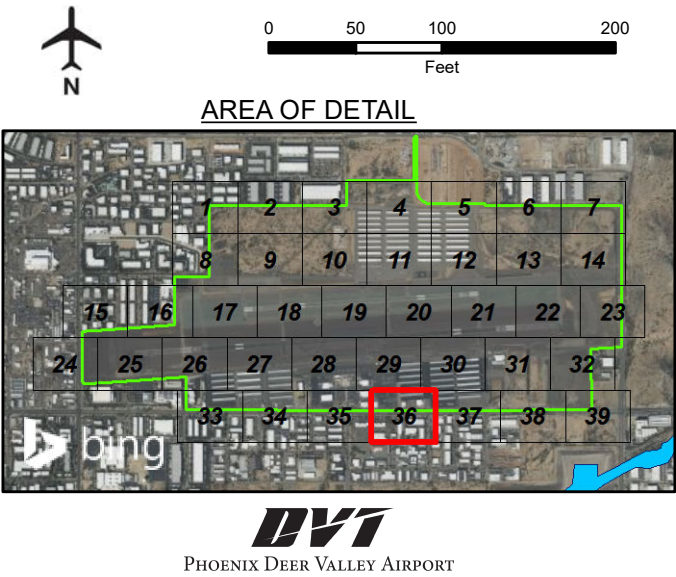
**LEGEND**

**Potential Pollutants**

- ① FUEL / OIL
- ② SOLVENTS
- ③ SOAPS / DETERGENT
- ④ PAINT
- ⑤ HERBICIDES / PESTICIDES
- ⑥ OTHER

**Map Layers**

- Oil-Water Separator
- Tallow Bin
- xxxx Dry Well (with registration number)
- Stormwater System Inlet
- Stormwater System Manhole
- Stormwater System Outfall (MS4 Outfall)
- Stormwater System Outfall (MSGP Outfall)
- Stormwater System - Closed Conduit
- Airport Property Boundary
- Entry Gates
- Retention Basin
- Area under the Base Flood Elevation
- PPT Member Areas



Service Layer Credits: © 2025 Microsoft Corporation © 2025 Maxar ©CNES (2025) Distribution Airbus DS



PHOENIX DEER VALLEY AIRPORT - Stormwater Pollution Prevention Plan - Figure 2-37 Activity and Potential Pollutants



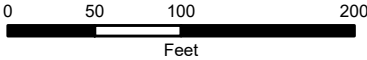
**LEGEND**

**Potential Pollutants**

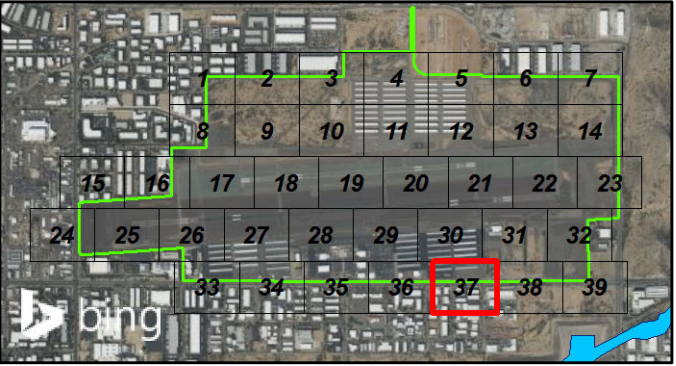
- ① FUEL / OIL
- ② SOLVENTS
- ③ SOAPS / DETERGENT
- ④ PAINT
- ⑤ HERBICIDES / PESTICIDES
- ⑥ OTHER

**Map Layers**

- Oil-Water Separator
- Tallow Bin
- xxxx Dry Well (with registration number)
- Stormwater System Inlet
- Stormwater System Manhole
- Stormwater System Outfall (MS4 Outfall)
- Stormwater System Outfall (MSGP Outfall)
- Stormwater System - Closed Conduit
- Airport Property Boundary
- Entry Gates
- Retention Basin
- Area under the Base Flood Elevation
- PPT Member Areas



**AREA OF DETAIL**

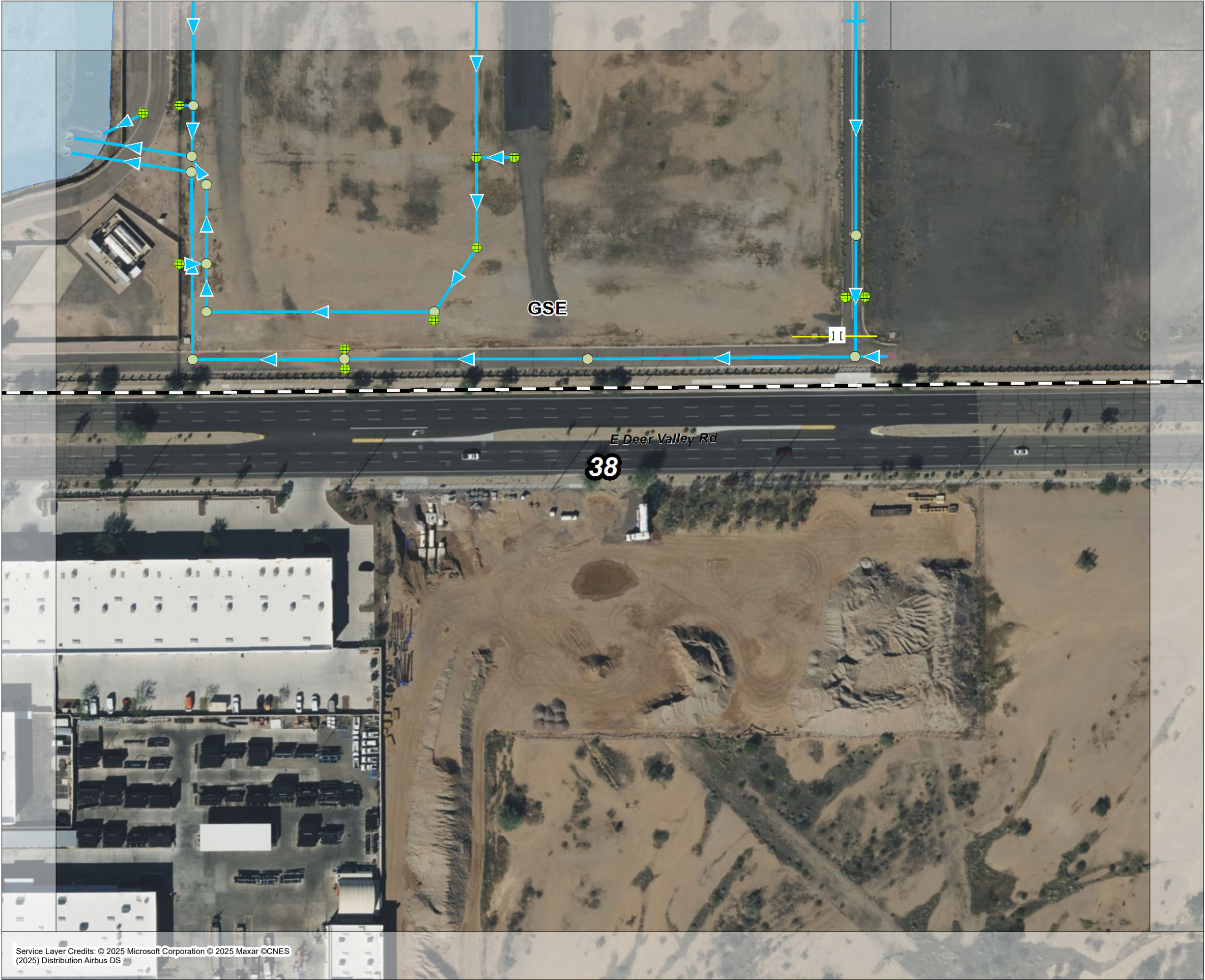


Service Layer Credits: © 2025 Microsoft Corporation © 2025 Maxar ©CNES  
(2025) Distribution Airbus DS

**DVT**  
PHOENIX DEER VALLEY AIRPORT



PHOENIX DEER VALLEY AIRPORT - Stormwater Pollution Prevention Plan - Figure 2-38 Activity and Potential Pollutants



**LEGEND**

**Potential Pollutants**

- ① FUEL / OIL
- ② SOLVENTS
- ③ SOAPS / DETERGENT
- ④ PAINT
- ⑤ HERBICIDES / PESTICIDES
- ⑥ OTHER

**Map Layers**

- Oil-Water Separator
- Tallow Bin
- xxxx Dry Well (with registration number)
- Stormwater System Inlet
- Stormwater System Manhole
- Stormwater System Outfall (MS4 Outfall)
- Stormwater System Outfall (MSGP Outfall)
- Stormwater System - Closed Conduit
- Airport Property Boundary
- Entry Gates
- Retention Basin
- Area under the Base Flood Elevation
- PPT Member Areas

0 50 100 200  
Feet

N

AREA OF DETAIL

An inset map showing a grid of 39 numbered areas. The grid is 7 rows by 6 columns. The areas are numbered 1 through 39. A red box highlights area 38, which is the area of detail shown in the main map. The inset map is labeled 'AREA OF DETAIL' and includes a 'bing' logo in the bottom left corner.

**DVT**  
PHOENIX DEER VALLEY AIRPORT

Service Layer Credits: © 2025 Microsoft Corporation © 2025 Maxar ©CNES  
(2025) Distribution Airbus DS



**PHOENIX DEER VALLEY AIRPORT - Stormwater Pollution Prevention Plan - Figure 2-39 Activity and Potential Pollutants**
















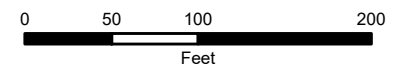
### LEGEND

### Potential Pollutants

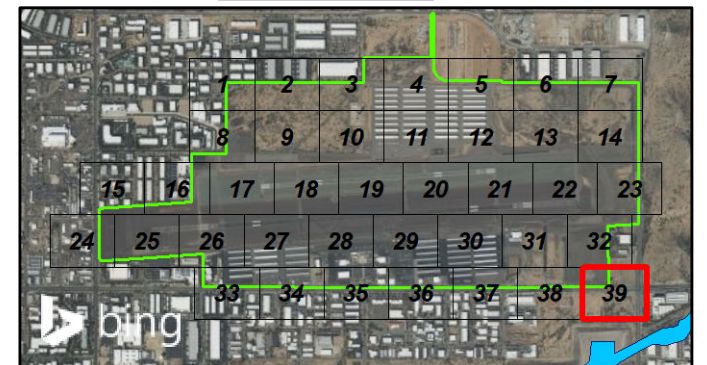
- 1 FUEL / OIL
- 2 SOLVENTS
- 3 SOAPS / DETERGENT
- 4 PAINT
- 5 HERBICIDES / PESTICIDES
- 6 OTHER

## Map Layers

-  Oil-Water Separator
-  Tallow Bin
-  Dry Well (with registration number)
-  Stormwater System Inlet
-  Stormwater System Manhole
-  Stormwater System Outfall (MS4 Outfall)
-  Stormwater System Outfall (MSGP Outfall)
-  Stormwater System - Closed Conduit
-  Airport Property Boundary
-  Entry Gates
-  Retention Basin
-  Area under the Base Flood Elevation
-  PPT Member Areas



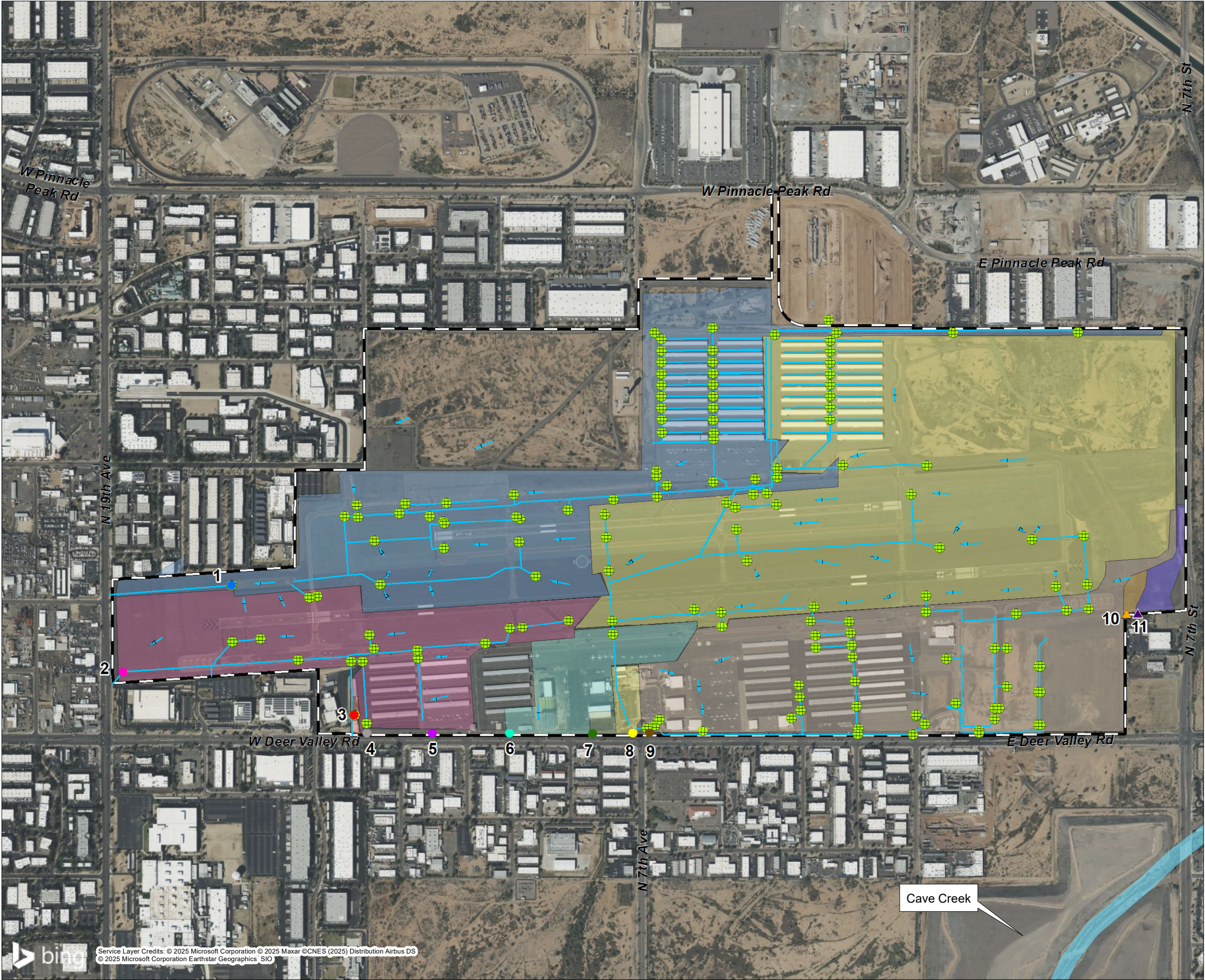
AREA OF DETAIL



Service Layer Credits: © 2025 Microsoft Corporation © 2025 Maxar ©CNES  
(2025) Distribution Airbus DS



PHOENIX DEER VALLEY AIRPORT - Stormwater Pollution Prevention Plan - Figure 3 Surface Drainage and Outfalls



**LEGEND**

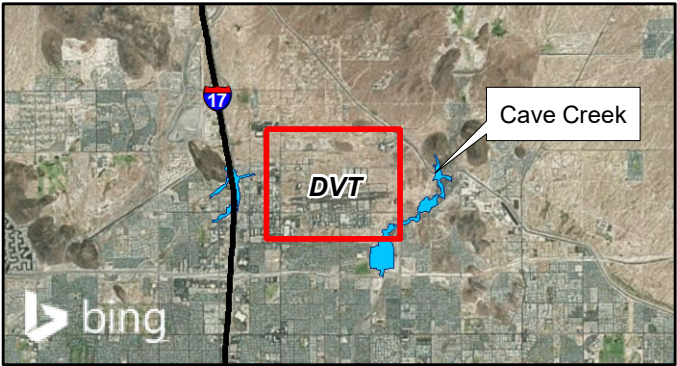
- Storm Water System - Closed Conduit
- Airport Property Boundary
- Storm Water System Inlet
- Outfall 1 (MS4/MSGP Outfall)  
33.687859, -112.095899
- Outfall 2 (MS4/MSGP Outfall)  
33.685549, -112.099333
- Outfall 3 (MS4/MSGP Outfall)  
33.684428, -112.092004
- Outfall 4 (MS4/MSGP Outfall)  
33.683943, -112.091604
- Outfall 5 (MS4/MSGP Outfall)  
33.683949, -112.089526
- Outfall 6 (MS4/MSGP Outfall)  
33.683945, -112.087071
- Outfall 7 (MS4/MSGP Outfall)  
33.683942, -112.084449
- Outfall 8 (MS4/MSGP Outfall)  
33.683958, -112.083179
- Outfall 9 (MS4/MSGP Outfall)  
33.683970, -112.082641
- Outfall 10 (MSGP Outfall)  
33.687142, -112.067546
- Outfall 11 (MSGP Outfall)  
33.687156, -112.067189
- Direction of Storm Water Flow

Notes:  
MSGP outfalls are considered sampling points except for Outfalls 10 and 11.  
MSGP outfalls have the potential to receive allowable non-stormwater discharges.



**AREA OF DETAIL**

Receiving Waters within 2.5 Miles of Facility Depicted

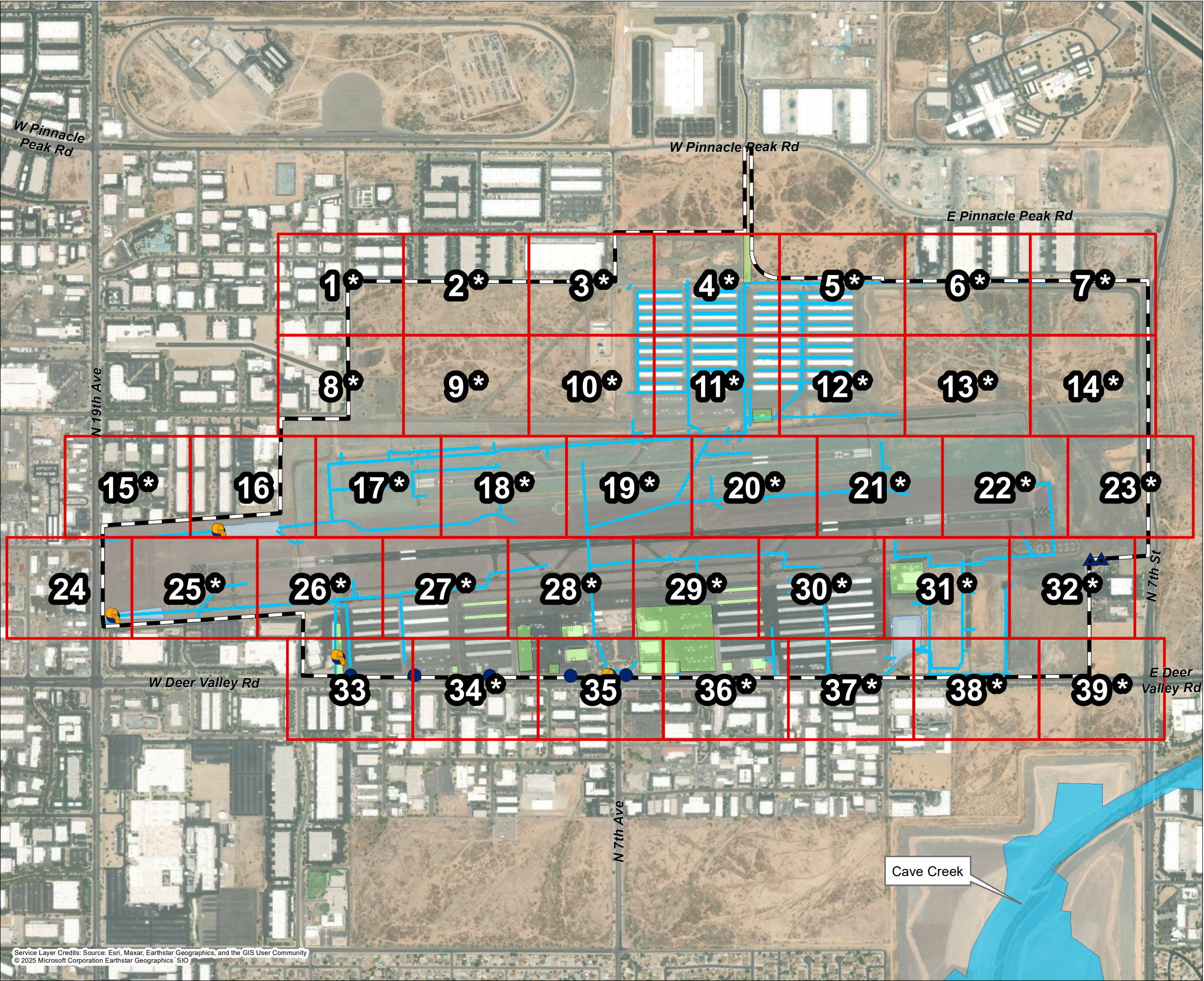


**DVT**

PHOENIX DEER VALLEY AIRPORT



PHOENIX DEER VALLEY AIRPORT - Stormwater Pollution Prevention Plan - Figure 4 Spill Locations - Overview Map



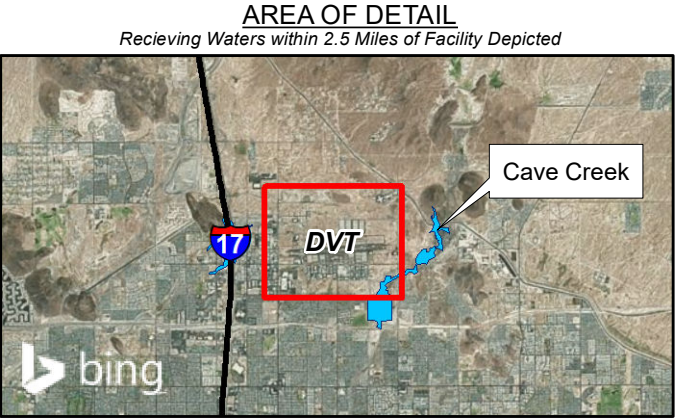
**LEGEND**

- Airport Property Boundary
- Spill Location
- PPT Member Areas
- Stormwater System Outfall (MS4 Outfalls)
- Stormwater System Outfall (MSGP Outfalls)
- Stormwater System - Closed Conduit
- Retention Basin

**Spill Summary**

Year	Number of Spills
2019	2
2020	2
2021	1
2022	0
2023	0
2024	0
2025	0
Total	5

indicates area key map not used



**DVT**  
PHOENIX DEER VALLEY AIRPORT

Service Layer Credits: Source: Esri, Maxar, Earthstar Geographics, and the GIS User Community  
© 2025 Microsoft Corporation Earthstar Geographics' SIO



PHOENIX DEER VALLEY AIRPORT - Stormwater Pollution Prevention Plan - Figure 4-16 Spill Locations



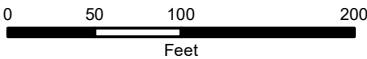
**LEGEND**

**Potential Pollutants**

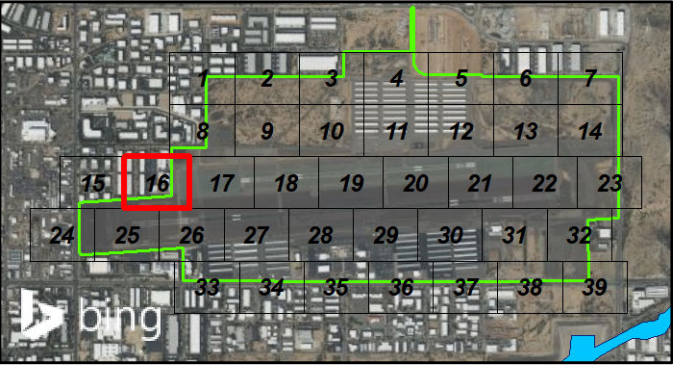
- ① FUEL / OIL
- ② SOLVENTS
- ③ SOAPS / DETERGENT
- ④ PAINT
- ⑤ HERBICIDES / PESTICIDES
- ⑥ OTHER

**Map Layers**


- Oil-Water Separators
- Stormwater System Inlet
- Stormwater System Outfall (MS4 Outfall)
- Stormwater System Outfall (MSGP Outfall)
- Stormwater System - Closed Conduit
- Retention Basin
- Airport Property Boundary
- PPT Member Areas
- Spill Location



**AREA OF DETAIL**



PHOENIX DEER VALLEY AIRPORT



Service Layer Credits: © 2025 Microsoft Corporation © 2025 Maxar ©CNES (2025)  
Distribution Airbus DS



PHOENIX DEER VALLEY AIRPORT - Stormwater Pollution Prevention Plan - Figure 4-24 Spill Locations



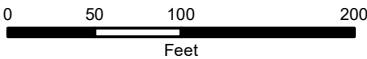
**LEGEND**

**Potential Pollutants**


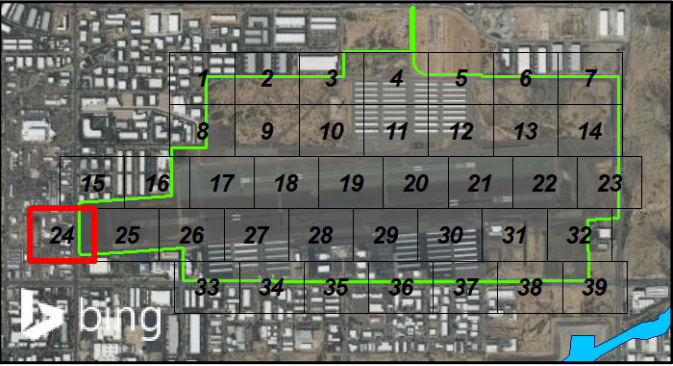
- ① FUEL / OIL
- ② SOLVENTS
- ③ SOAPS / DETERGENT
- ④ PAINT
- ⑤ HERBICIDES / PESTICIDES
- ⑥ OTHER

**Map Layers**

- Oil-Water Separators
- Stormwater System Inlet
- Stormwater System Outfall (MS4 Outfall)
- Stormwater System Outfall (MSGP Outfall)
- Stormwater System - Closed Conduit
- Retention Basin
- Airport Property Boundary
- PPT Member Areas
- Spill Location



**AREA OF DETAIL**

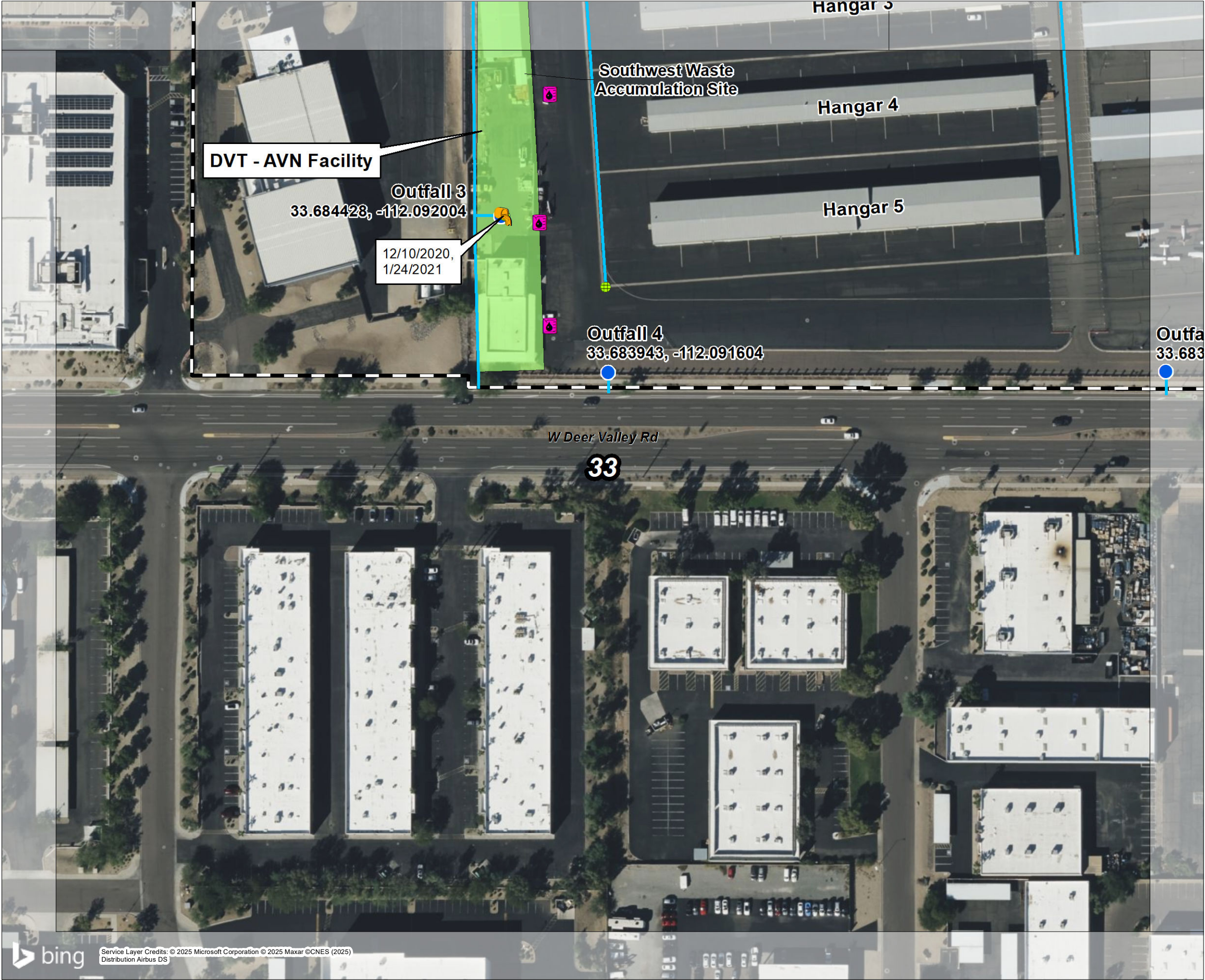


Service Layer Credits: © 2025 Microsoft Corporation © 2025 Maxar ©CNES (2025)  
Distribution Airbus DS





PHOENIX DEER VALLEY AIRPORT - Stormwater Pollution Prevention Plan - Figure 4-33 Spill Locations



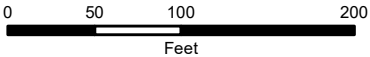
**LEGEND**

**Potential Pollutants**

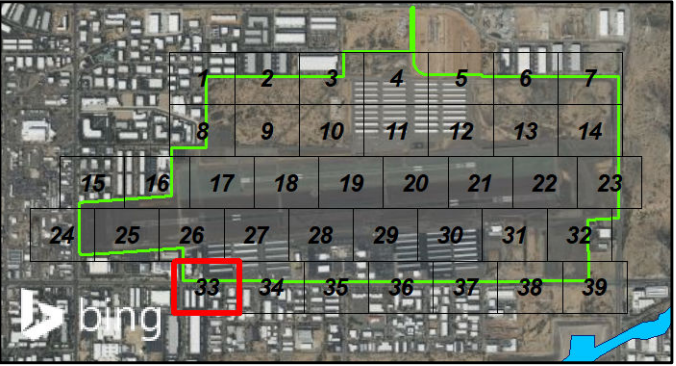
- ① FUEL / OIL
- ② SOLVENTS
- ③ SOAPS / DETERGENT
- ④ PAINT
- ⑤ HERBICIDES / PESTICIDES
- ⑥ OTHER

**Map Layers**


- Oil-Water Separators
- Stormwater System Inlet
- Stormwater System Outfall (MS4 Outfall)
- Stormwater System Outfall (MSGP Outfall)
- Stormwater System - Closed Conduit
- Retention Basin
- Airport Property Boundary
- PPT Member Areas
- Spill Location



**AREA OF DETAIL**



PHOENIX DEER VALLEY AIRPORT



Service Layer Credits: © 2025 Microsoft Corporation © 2025 Maxar ©CNES (2025)  
Distribution Airbus DS



PHOENIX DEER VALLEY AIRPORT - Stormwater Pollution Prevention Plan - Figure 4-35 Spill Locations



**LEGEND**

**Potential Pollutants**

- 1 FUEL / OIL
- 2 SOLVENTS
- 3 SOAPS / DETERGENT
- 4 PAINT
- 5 HERBICIDES / PESTICIDES
- 6 OTHER

**Map Layers**

- Oil-Water Separators
- Stormwater System Inlet
- Stormwater System Outfall (MS4 Outfall)
- Stormwater System Outfall (MSGP Outfall)
- Stormwater System - Closed Conduit
- Retention Basin
- Airport Property Boundary
- PPT Member Areas
- Spill Location

**AREA OF DETAIL**

0 50 100 200 Feet

**DVT**  
PHOENIX DEER VALLEY AIRPORT



## **Appendix A – Control Measures**



## CM 1.0 Facility-Wide Control Measures

### Targeted Activities:

- General Facility Operations

### Targeted Pollutants:

- Fuels/Oils/Grease
- Solvents
- Soaps/Detergents
- Battery Acid
- Paint
- Garbage
- Debris (Sediment/Vegetation)

### Minimize Exposure

- 1.1 Limit pollutant sources to indoors or under cover with containment, when possible.

### Good Housekeeping

- 1.2 Maintain areas exposed to stormwater in a clean and orderly manner.
- 1.3 Substitute with less hazardous/biodegradable materials where feasible.

### Spill Prevention and Response Procedures

- 1.4 Post Spill Response Plans in areas where spills are most likely to occur.
- 1.5 Spill kits:
1. Provide spill response materials in areas where spills are likely to occur.
  2. Stock with adequate and appropriate spill response materials.
  3. Label spill kits.
  4. Close and secure container lids.
  5. Keep free of garbage.
- 1.6 Spill containment and reporting:
1. Stop the spill at the source, if safe to do so
  2. Report spills to  
DVT: Operations by calling (623) 869-0975 and 911, as needed  
GYR: Operations by calling (623) 932-4550 and 911, as needed  
PHX: Command Center by calling (602) 273-3311
  3. Initiate diversion actions to prevent the spill from entering the stormwater inlet or soil by using drip pans, absorbent socks, mats, or other devices, if trained to respond.
  4. Prohibit track out of spilled material.
- 1.7 Spill clean-up:
1. Use dry methods (i.e., absorbent material, absorbent pads) to clean up a spill.
  2. Dispose of used spill response materials promptly and appropriately per regulations.
  3. Ensure that used spill response materials are not saturated (i.e., dripping) before disposal.
  4. Follow appropriate procedures and regulatory reporting for hazardous materials spill response.

### Management of Runoff

- 1.8 Outdoor water sources:
1. Limit access to outdoor water sources.
  2. Post "Do Not Use for Wash Down or Rinsing of Equipment" signs. Email [AVN-Stormwater@phoenix.gov](mailto:AVN-Stormwater@phoenix.gov) for signage.
- 1.9 Divert stormwater run-on away from pollutant sources.

### Training

- 1.10 At least one PPT Member from each facility to attend annual train-the-trainer SWPPP training provided by Aviation.
- 1.11 Provide equivalent SWPPP training to employees who work in areas with potential exposure to stormwater or who have responsibilities under the SWPPP.
- 1.12 Service provider/sub-contractor education:
1. Provide service providers, sub-contractors, construction contractors and haulers with copies of relevant CMs.
  2. Require service providers and sub-contractors to comply with all relevant CM requirements.



## CM 1.0 Facility-Wide Control Measures

### Inspections and Recordkeeping

- 1.13 PPT Member to maintain the following documentation:
  - 1. Self-Inspections, weekly or monthly
  - 2. Quarterly Routine Site Inspections (RSI) Records (may be self-performed with Aviation approval)
  - 3. Corrective Action Reports
  - 4. Maintenance Records
  - 5. PPT Member Aviation Stormwater Training Certificate Stormwater Training
  - 6. Employee Stormwater Training
  - 7. Notice of Intent (NOI) Authorization Certificate and Summary or No Exposure Certificate (NEC) issued by Arizona Department of Environmental Quality (ADEQ)
  - 8. Spill Prevention Control and Countermeasure Plan, if applicable
- 1.14 Perform stormwater self-inspections at least monthly.
  - 1. Address identified non-compliance findings within 14 days of the inspection or prior to the next storm event, whichever is sooner.
  - 2. Document corrections made resulting from self-inspections.
- 1.15 Make records available to facility personnel, inspectors, and agency representatives, as needed.
- 1.16 Aviation held documentation to be kept with the SWPPP on the virtual notebook for three years after permit is terminated:
  - 1. Visual Assessment Reports
  - 2. Outfall Routine Site Inspection Reports
  - 3. SWPPP Certification Forms
  - 4. SWPPP Training Certificates

### Major Storm Events

- 1.17 Reinforce material storage structures to withstand flooding and additional exertion of force.
- 1.18 When a delivery of exposed materials is expected, and a storm is anticipated within 48 hours, delay delivery until after the storm or store materials as appropriate.
- 1.19 Temporarily store materials and waste above the base flood elevation (BFE) level.
- 1.20 Temporarily reduce or eliminate outdoor storage.
- 1.21 Temporarily relocate any mobile vehicles and equipment to higher ground.
- 1.22 Designate responsible individuals to implement emergency procedures for major storms.



## CM 2.0 Aircraft, Ground Vehicle and Equipment Maintenance

### Targeted Activities:

- Aircraft, Ground Vehicle, and Equipment (AVE) Maintenance

### Targeted Pollutants:

- Fuels/Oils/Grease
- Battery Acid
- Paint
- Solvents
- Soaps/Detergents

### Minimize Exposure

- 2.1 Perform maintenance on paved surfaces and, when possible, indoors or under cover.
- 2.2 Use cleaning, degreasing or other products indoors or under cover, when practical.
- 2.3 Minimize pollutant exposure when performing maintenance activities:
  1. Store maintenance materials and wastes indoors or under cover with secondary containment.
  2. Perform maintenance away from stormwater inlets.
  3. Perform maintenance indoors during rain events.
  4. Provide controls in maintenance areas (such as stormwater inlet protection, oil/water separators, berms, and sumps).

### Good Housekeeping

- 2.4 Dispose of garbage and hazardous waste properly per federal, state, county, and city regulations. See CM 8.0 waste handling key approaches.

### Maintenance

- 2.5 Perform preventative AVE maintenance to avoid leaks and spills
- 2.6 Expedite repair.

### Spill Prevention and Response Procedures

- 2.7 Maintain spill kits on maintenance vehicles and in designated maintenance areas.
- 2.8 Maintain lead acid battery spill kits by GSE charging stations and single point battery water stations.
- 2.9 Immediately contain, clean (using dry methods), and report leaks/spills that occur during maintenance activities.

### Inspections and Recordkeeping <sup>1</sup>

- 2.10 Inspect AVE maintenance areas at least monthly.

<sup>1</sup> Retain documentation of inspection in accordance with CM 1.13 and conduct inspections in accordance with CM 1.14.



## CM 3.0 Aircraft, Ground Vehicle and Equipment Cleaning

### Targeted Activities:

- Aircraft, Ground Vehicle, and Equipment (AVE) Washing
- Equipment Degreasing

### Targeted Pollutants:

- Fuels/Oils/Grease
- Solvents
- Vehicle Fluids
- Soaps/Detergents

### Minimize Exposure

- 3.1 Use dry washing methods when possible.
- 3.2 Use off-site commercial car wash for licensed vehicles , when practical.
- 3.3 Use designated wash rack or washing areas with oil/water separator (OWS):
  1. Wash AVE in covered, contained (i.e., with a berm), and/or indoor wash areas, when practical.
  2. Provide signage to designate wash areas.
- 3.4 Wash water (if not at wash rack):
  1. Collect wash water for proper disposal.
  2. Discharge wash water to the sanitary sewer through an OWS.
  3. Recycle wash water, when practical.
- 3.5 Cover, berm, or otherwise block nearby stormwater inlets during washing.
- 3.6 Follow approved wash plan.

### Good Housekeeping

- 3.7 Soaps, detergents, and cleaning agents:
  1. Use water-based cleaning agents or non-chlorinated solvents.
  2. Use biodegradable, phosphate-free detergents.
  3. Use non-emulsifying cleaning agents in areas equipped with an OWS.
  4. After washing, remove material (i.e., drippings and residue) from the ground using a vacuum, scrubber or sweeper and dispose of properly, if not washing at a wash rack.

### Maintenance

- 3.8 Repair pavement cracks or gaps in berms or surfaces.

### Inspections and Recordkeeping <sup>1</sup>

- 3.9 Inspect wash areas for cracks or gaps in berms or surfaces.
- 3.10 Wash service providers must prepare and submit wash plan to [AVN-Stormwater@phoenix.gov](mailto:AVN-Stormwater@phoenix.gov) for Aviation approval prior to washing.
- 3.11 Update and resubmit wash plan every 3 years or when changes occur.

<sup>1</sup> Retain documentation of inspection in accordance with CM 1.13 and conduct inspections in accordance with CM 1.14.



## CM 4.0 Aircraft, Ground Vehicle and Equipment Storage

### Targeted Activities:

- Aircraft, Ground Vehicle, and Equipment (AVE) Storage

### Targeted Pollutants:

- Fuels/Oils/Grease
- Solvents
- Hydraulic Fluid

### Minimize Exposure

- 4.1 Store AVE in paved areas and, when possible, indoors or under cover.
- 4.2 Store AVE away from stormwater inlets.
- 4.3 Berm AVE parking areas, where practical.
- 4.4 Long term storage of AVE (>30 days):
  1. Drain all fluids and remove batteries.
  2. Wipe down exterior surfaces to remove grease/oil prior to storage.
  3. Request approval by emailing [AVN-Stormwater@phoenix.gov](mailto:AVN-Stormwater@phoenix.gov), if fluids must be maintained in AVE and perform weekly inspections of AVE.
- 4.5 Temporary storage of vehicles awaiting repair/removal:
  1. Use drip pans or absorbent pads to contain releases.
  2. Check and clean drip pans and absorbent pads on a regular basis.

### Inspections and Recordkeeping <sup>1</sup>

- 4.6 Inspect AVE storage areas at least monthly.
- 4.7 Inspect electric AVE, charging stations and single point watering stations to confirm connections are secure and free of leaks/spills at least monthly.

<sup>1</sup> Retain documentation of inspection in accordance with CM 1.13 and conduct inspections in accordance with CM 1.14.



## CM 5.0 Material Storage Areas

### Targeted Activities:

- Cargo Handling
- Chemical and Fuel Storage
- Painting and Stripping
- Equipment Storage
- Grounds Material Storage

### Targeted Pollutants:

- |                       |                     |
|-----------------------|---------------------|
| ▪ Fuels/Oils/Grease   | ▪ Deicing Chemicals |
| ▪ Miscellaneous Cargo | ▪ Battery Acid      |
| ▪ Solvents            | ▪ Paint             |
| ▪ Soaps/Detergents    | ▪ Pesticides        |

### Minimize Exposure

- 5.1 Clean exterior container surfaces by wiping down and removing excessive oil and grease build-up.
- 5.2 Material and waste storage:
  1. Reduce the amount of outdoor storage.
  2. Protect materials from rainfall, run-on, runoff, and wind dispersal.
- 5.3 Transfer materials in covered areas.
- 5.4 Limit inventory of materials stored on-site.
- 5.5 Transfer, use, and store liquid materials only in paved areas.
- 5.6 Secondary containment for stored materials:
  1. Materials stored outdoors or near exit doorways, no matter how temporary, shall be stored with secondary containment.
  2. Secondary containment shall be free of liquid and debris.
  3. Secondary containment shall be sized to contain the single largest item on the containment plus sufficient freeboard.
  4. Secondary containment shall be in good condition, free of cracks, holes, etc.

### Good Housekeeping

- 5.7 Keep Safety Data Sheets (SDSs) for chemicals with potential stormwater exposure immediately accessible either in hard copy or on mobile electronic devices.
- 5.8 Store materials in their original containers or in compatible containers.
- 5.9 Container labeling:
  1. Clearly label containers with proper name of its contents.
  2. Identify unlabeled/unknown materials and dispose of properly.
- 5.10 Keep materials orderly and eliminate waste collection piles or "bone yards."

### Spill Prevention and Response Procedures

- 5.11 Conduct material transfers in areas where spills can be contained and easily cleaned.
- 5.12 Spill response materials must be in material storage areas and where transfers occur.

### Training

- 5.13 Resource Conservation and Recovery Act (RCRA) waste management training: <sup>1</sup>
  1. Train employees on the proper handling and disposal procedures for all wastes.
  2. Make training records available to facility personnel, inspectors, and agency representatives, as needed.
- 5.14 SPCC training: <sup>1</sup>
  1. Train employees annually on their SPCC plan, as applicable.
  2. Make training records available to facility personnel, inspectors, and agency representatives, as needed.



## CM 5.0 Material Storage Areas

### **Inspections and Recordkeeping <sup>2</sup>**

- 5.15 Inspect loading and transfer areas for surface damage/cracks at least monthly.
- 5.16 Inspect material and waste storage areas (containers and tanks) for evidence of corrosion; pits or dents; structural failure; spills, leaks and overfills; and piping system damage/deterioration at least monthly.
- 5.17 Facilities with an SPCC Plan, provide annual certification to Aviation confirming the SPCC Plan is up to date. <sup>2</sup>
  - 1. If an SPCC Plan and/or Facility Response Plan is amended due to changes at the facility (i.e., administrative or technical), provide the plan to Aviation for reference.
- 5.18 Facilities who meet Tier II requirements, provide annual certification to Aviation confirming the Tier II report was submitted.

<sup>1</sup> For the purpose of reviewing compliance with the stormwater permit, the City of Phoenix does not verify compliance with regulations outside of the scope of the MSGP.

<sup>2</sup> Retain documentation of inspection in accordance with CM 1.13 and conduct inspections in accordance with CM 1.14.



## CM 6.0 Airport Fuel Systems and Fueling Areas

### Targeted Activities:

- Aircraft, Ground Vehicle, and Equipment (AVE) Fueling
- Fuel Storage

### Targeted Pollutants:

- Fuel

### Minimize Exposure

- 6.1 Designate paved and contained areas to park mobile refueling equipment and vehicles, if possible.
- 6.2 Install fuel tank monitoring, release, and overfill prevention systems, per federal, state, county and city regulations.
  1. Equip fuel dispensing equipment with “breakaway” hose connections.
- 6.3 Post “Do Not Top Off” signs at vehicle fuel stations. Contact [AVN-Stormwater@phoenix.gov](mailto:AVN-Stormwater@phoenix.gov) for signage.
- 6.4 Prevent pollutant exposure when fueling or defueling.
  1. Cover or block nearby stormwater inlets and outlets to surface drains, when practical.
  2. Fuel equipment in designated areas.
  3. Permanently cover fueling areas, when feasible.

### Maintenance

- 6.5 Maintain automatic shut-off mechanisms on fueling equipment.

### Spill Prevention and Response Procedures

- 6.6 Label and maintain spill kits on fueling tankers and at fuel stations.
- 6.7 Collection of fuel sump samples.
  1. Use appropriate containers to take fuel samples.
  2. Dispose of samples at designated collection sites.

### Employee/Contractor Training

- 6.8 Ensure employees performing fueling activities complete fuel handler training
  1. Make training records available to facility personnel, inspectors, and agency representatives, as needed.

### Inspections and Recordkeeping <sup>1</sup>

- 6.9 Inspect fueling areas, fueling vehicles and equipment, and storage tanks at least monthly; weekly preferred.
- 6.10 Underground fuel storage tanks should be inspected and tested as required by federal, state, county, and city regulations.

<sup>1</sup> Retain documentation of inspection in accordance with CM 1.13 and conduct inspections in accordance with CM 1.14.



## CM 7.0 Building and Grounds Maintenance

### Targeted Activities:

- Interior and Exterior Ground Surfaces Cleaning
- Landscape Maintenance
- Pesticide and Herbicide Application
- Pavement Painting and Stripping

### Targeted Pollutants:

- Sediment
- Landscape Waste
- Fuel/Oil/Grease
- Pesticides, Herbicides, and Fertilizer
- Paint

### Minimize Exposure

#### 7.1 Pesticide, herbicide, and fertilizer:

1. Minimize use of pesticides, herbicides, and fertilizers.
2. Apply according to manufacturer's directions.
3. Store and apply in accordance with Arizona Office of Pest Management, by a licensed applicator.

#### 7.2 Prevent erosion (e.g., stabilizing landscaping, gravel)

### Good Housekeeping

#### 7.3 Exterior ground surfaces:

1. Maintain clean floors using dry methods (i.e., brooms, vacuums, etc.). If water is used, recover and dispose of properly.
2. Do not hose down or use cleaning products on outside work areas unless nearby stormwater inlets are blocked, and wash water is collected and properly disposed.
3. Dispose of wash water in an approved drain (i.e., wash rack, drain to the sanitary sewer).

#### 7.4 Interior floor cleaning

1. Dispose of wash water in an approved drain (i.e., janitor's sink, toilet).

#### 7.5 Properly dispose of litter, garbage, landscape waste, debris, and sediment.

#### 7.6 Properly dispose of painting from pavement stripping activities.

### Maintenance

#### 7.7 Stormwater inlets and outfalls:

1. Regularly maintain/clean on-site stormwater inlets, control devices and outfalls.
2. Install and regularly maintain control devices such as filter fabric inserts, , filter socks.

#### 7.8 Sumps, tallow bins, vent hoods and oil/water separators (OWSs):

1. Clean and maintain regularly to prevent overflow. Fill oil/water separator chambers with clean water after each cleaning.
2. Maintain in accordance with manufacturer specifications or as necessary for operations.
3. Comply with all federal, state, county, and city regulations and obtain all required permits.

### Inspections and Recordkeeping <sup>1</sup>

#### 7.9 Inspect stormwater inlets

#### 7.10 Inspect sumps, OWSs, and tallow bins.

#### 7.11 Inspect pesticide, herbicide and fertilizer storage areas.

#### 7.12 Maintain record of Arizona Office of Pest Management license.

#### 7.13 Maintain records of all repairs and maintenance of fire suppression systems, OWSs, and tallow bins.

<sup>1</sup> Retain documentation of inspection in accordance with CM 1.13 and conduct inspections in accordance with CM 1.14.



## CM 8.0 Recycling, Composting, Solid Waste Handling and Disposal

### Targeted Activities:

- Garbage Handling and Disposal
- Compost Handling
- Recyclable Handling and Disposal
- Universal Waste Handling and Disposal
- Regulated Waste Handling and Disposal

### Targeted Pollutants:

- Fuels/Oils/Grease
- Garbage
- Floatable Debris
- Battery Acid
- Paint
- Solvents
- Regulated Waste

### Minimize Exposure

#### 8.1 Reduce, reuse, and recycle:

1. When possible, recycle, reclaim, and/or reuse materials.

2. Potential recyclable materials include:

- Used oil/grease
- Brake/transmission hydraulic fluid
- Antifreeze and deicing fluid
- Automotive and aircraft batteries
- Wash water
- Used vehicle tires
- Empty oil filters
- Sump fuel
- Empty aerosol cans



#### 8.2 Used battery management:<sup>1</sup>

1. Store used batteries indoors or under cover on secondary containment.

#### 8.3 Used oil containers and filters:

1. Drain used oil filters before recycling or disposing.

2. Store closed containers of drained filters indoors or under cover with secondary containment.

#### 8.4 Label waste per regulations (hazardous, universal, such as, used batteries and used oil).

#### 8.5 Clean dumpsters in designated wash locations that are connected to oil/water separators (OWSs) that discharge to the sanitary sewer.

### Good Housekeeping

#### 8.6 Provide an adequate number of garbage receptacles throughout the facility.

#### 8.7 Regulated waste

1. Properly dispose of regulated waste according to all federal, state, county, and city regulations.<sup>1</sup>

#### 8.8 Garbage, compost and non-regulated waste material:

1. Properly dispose of non-regulated waste according to all federal, state, county, and city regulations.

2. Schedule waste/compost collection services regularly to prevent excess accumulation.

#### 8.9 Garbage collection storage:

1. Provide lids for garbage receptacles or maintain under cover (i.e., dumpsters, garbage cans, etc.).

2. Keep dumpster lids closed.

3. Dumpster drain holes must have plugs.

4. Do not dispose of liquids or regulated materials in solid waste dumpsters.

5. Keep the garbage collection storage areas clean and free of litter, un-contained garbage, and floatable debris.

### Employee Training

#### 8.10 Regulated and universal waste management training: <sup>1</sup>

1. Train employees on the proper disposal procedures for all wastes.



## CM 8.0 Recycling, Composting, Solid Waste Handling and Disposal

### **Inspections and Recordkeeping <sup>2</sup>**

8.11 Inspect waste storage areas, at least monthly.

8.12 Maintain records of regulated waste disposal in accordance with federal, state, county, and city regulations. <sup>1</sup>

<sup>1</sup> For the purpose of reviewing compliance with the stormwater permit, the City of Phoenix does not verify compliance with regulations outside of the scope of the MSGP.

<sup>2</sup> Retain documentation of inspection in accordance with CM 1.13 and conduct inspections in accordance with CM 1.14.



## CM 9.0 Lavatory and Potable Water Service

### Targeted Activities:

- Lavatory Operations and Maintenance
- Potable Water Operation and Maintenance

### Targeted Pollutants

- Lavatory Waste
- Deodorizer
- Sediment
- Fuels/Oils/Grease
- Disinfectants

### Minimize Exposure

- 9.1 Conduct lavatory and aircraft potable water tank activities away from stormwater inlets.
- 9.2 Aircraft lavatory servicing:
1. Use only approved disinfectants.
  2. Properly secure hoses, valves and equipment when transporting and transferring waste.
  3. Use buckets and/or drip pans to capture leaks from aircraft lavatory access fittings.
  4. Completely drain the aircraft connecting hose after servicing an aircraft.
  5. Discharge lavatory waste to approved location only (i.e., triturator, sanitary sewer).
  6. Secure caps on cart hose connections when not in use.
  7. Empty lavatory cart regularly to prevent overflow.
- 9.3 Aircraft potable water tank servicing:
1. Perform operations away from stormwater inlets.
  2. Collect maintenance disinfection liquids from aircraft potable water tanks and properly discharge to a sanitary sewer.
- 9.4 Potable water cabinet servicing:
1. When flushing the potable water line, make sure that the potable water does not encounter grease, fuel, chemicals, or sediment during discharge. If possible, divert potable water away from stormwater inlets.

### Maintenance

- 9.5 Lavatory service equipment:
1. Maintain equipment in good working order. Replace worn equipment before leaks develop.
  2. Notify owner of lavatory equipment or appropriate ground service personnel when maintenance is required.

### Spill Prevention and Response Procedures

- 9.6 Provide and maintain spill kits on lavatory service vehicles.
- 9.7 Do not hose down spills.

### Inspections and Recordkeeping <sup>1</sup>

- 9.8 Lavatory service equipment inspections:
1. Inspect integrity of hoses and fittings for transferring lavatory fluids.

<sup>1</sup> Retain documentation of inspection in accordance with CM 1.13 and conduct inspections in accordance with CM 1.14.



## CM 10.0 Facility Construction/Renovation

### Targeted Activities:

- Facility Improvements
- New Construction
- Significant Renovation

### Targeted Pollutants:

- Fuels/Oils/Grease
- Floatable Debris
- Soaps/Detergents
- Paint
- Solvents
- Sediment

### Minimize Exposure

- 10.1 Prior to final design, contact your Business & Properties Liaison to obtain project approval for the Tenant Improvement (TI) program. Refer to TI Handbook and AVN Design Manual.
- 10.2 Facility design:
1. Provide indoor or covered areas for industrial activities.
  2. Provide impervious surfaces for outdoor industrial activity areas.
  3. Design outdoor industrial activity areas to prevent run-on and runoff.
  4. Incorporate structural control measures such as oil/water separators or detention basins, as needed.
- 10.3 Fire suppression system design
1. Submit design of fire suppression system through the TI process.
  2. Select environmentally responsible methods and non-fluorinated materials, as approved by Planning & Environmental and where allowable by fire code and federal, state, county, and city regulations.
  3. Design to implement containment for collection and proper disposal of fire suppression liquids.
- 10.4 Comply with all federal, state, county, and city regulations and obtain all required permits.

### Management of Runoff

- 10.5 Design for infiltration, reuse, containment, and/or reduction of impacted runoff.
- 10.6 Implement best management practices outlined in project specific Arizona Pollutant Discharge Elimination System Construction General Permit (CGP) SWPPP for project areas greater than 1 acre.

### Dust Generation and Vehicle Tracking of Industrial Materials

- 10.7 Comply with Maricopa County dust control regulations Rule 310 and Rule 316. Obtain permit coverage if project disturbed area is greater than 0.10 acre.

### Training

- 10.8 Provide contractors and subcontractors with relevant CMs during design, bidding, and after contract awarded.

### Inspections and Recordkeeping <sup>1</sup>

- 10.9 Obtain required permits as outlined in the TI handbook prior to construction.
- 10.10 Maintain copies or records for projects as required by applicable permits and Aviation.
- 10.11 Inspect infrastructure at construction milestones for illicit or cross connections and correct.

### Major Storm Events

- 10.12 Design facilities such that material and AVE storage and maintenance areas are outside of the BFE.
- 10.13 Design facilities to minimize impacts from stormwater discharges from major storm events.

<sup>1</sup> Retain documentation of inspection in accordance with CM 1.13 and conduct inspections in accordance with CM 1.14.



## CM 11.0 Aircraft Deicing

### Targeted Activities:

- Aircraft Deicing and Anti-icing
- Pavement Deicing

### Targeted Pollutants:

- Deicing Chemicals

### Minimize Exposure

- 11.1 Consider using alternative methods to chemicals (i.e., hot water, moving aircraft into the sun, aircraft covers, etc.).
- 11.2 Apply the minimum required amount of deicing chemicals, when possible.
- 11.3 Conduct deicing in designated areas only. Special circumstances require written approval. Email [AVN-Stormwater@phoenix.gov](mailto:AVN-Stormwater@phoenix.gov) before event.

### Good Housekeeping

- 11.4 Deicing Event:
1. Arrange for company's vacuum scrubber to be present before deicing operation begins.
  2. Clean ramp after each deicing operation using a vacuum scrubber.
  3. During rain events, begin deicing operation only after vacuum scrubber has arrived and is operating.
- 11.5 Collect fluids and dispose or recycle in accordance with federal, state, county, and city regulations.

### Spill Prevention and Response Procedures

- 11.6 Maintain appropriate absorbent materials for glycol spills.
- 11.7 Place glycol spill socks around the deicing operations area or around stormwater inlets during rain events.

### Maintenance

- 11.8 Deicing equipment maintenance:
1. Perform maintenance away from stormwater inlets. If not possible, cover or block nearby stormwater inlets.

### Inspections and Recordkeeping

- 11.9 Perform monthly deicing inspections during the deicing season, November through February:
1. Perform inspection of deicing chemical storage areas and equipment.
  2. Perform during a deicing event (either self-performed or by Aviation), if applicable.
  3. Include photos.
- 11.10 Report deicing fluid quantities to Aviation monthly.
- 11.11 Report each deicing event to the Stormwater Pollution Prevention Deicing Hotline at 602-8-GLYCOL (602-845-9265) and provide:
- Name
  - Company/Airline
  - Location of deicing/anti-icing event (i.e., terminal and gate number)
  - Aircraft tail number
  - Time of deicing/anti-icing event
  - Phone number

<sup>1</sup> Retain documentation of inspection in accordance with CM 1.13 and conduct inspections in accordance with CM 1.14.



## CM 12.0 Fire Suppression

### Targeted Activities:

- Fire-suppression System

### Targeted Pollutants:

- Fire-fighting Foam
- Fluorine-free Foam (F3)
- High-expansion Foam
- Other Fire Suppression Products

### Maintenance

#### 12.1 Fire-sprinkler and Fire Suppression Systems:

1. Email [AVN-Stormwater@phoenix.gov](mailto:AVN-Stormwater@phoenix.gov) 7-10 days prior to maintenance and testing. AVN will have consultant present for testing.
2. Use environmentally responsible, non-fluorinated materials and methods for foam systems when allowed by fire code and approved by Planning and Environmental.
3. Follow all federal, state, county, and city regulations.
4. Filter all water from fire riser tests, deluge tests, water flow tests, and draining water from fire suppression system before discharge to storm drain.
5. Make sure areas draining to stormwater inlets are free of oil, debris and sediment.
6. Recover, contain, and dispose of fire suppression and fire-fighting liquids at an approved licensed facility.

#### 12.2 Fire Fighting Vehicles

1. Conduct daily water flow tests in designated areas where there is minimal impact to stormwater inlets.
2. Make sure areas draining to stormwater inlets are free of oil, debris and sediment.

#### 12.3 Email [AVN-Stormwater@phoenix.gov](mailto:AVN-Stormwater@phoenix.gov) 7-10 days prior to draining water in fire sprinkler or fire suppression systems or building fire risers.

### Spill Prevention and Response Procedures

#### 12.4 Accidental and Emergency Release of Foam

1. As safe to do so, close hangar door and contain foam inside the hangar allowing material to drain into containment tank. Absorbent or vertical impermeable barriers may be used.
2. Report spills and emergency releases to the Communications Center by calling (602) 273-3311.
3. For releases to the outside of hangar, immediately place a mat(s) over the storm drains to prevent the foam from entering, if possible.
4. For large releases, use an Aviation-approved method to knockdown foam and minimize volume of waste.
5. Vacuum sweep area. If the area appears dry, apply water to collect the foam discharge.
6. Discharge vacuum sweeper contents and decontamination water into the containment tank.
7. Collect and properly dispose of Aqueous Film Forming Foam (AFFF), Fluorine-free Foam (F3), and High-expansion Foam per federal, state, county, and local regulations.

#### 12.5 Fire Fighting Vehicles and Firefighting Material Use and Clean Up

1. Water
  - a. Protect stormwater inlets from pollutants the water may encounter.
2. Class A - Structural Foam
  - a. Protect stormwater inlets with spill mats from pollutants.
  - b. Vacuum sweep the area. If the area appears dry, apply water to collect the foam discharge.
  - c. Collected fluids can be discharged into an OWS.
  - d. Decontaminate equipment into OWS.
3. Class B - AFFF
  - a. Use granular absorbent and mats to prevent pollutants from entering stormwater inlets.
  - b. Vacuum sweep area. If the area appears dry, apply water to collect the foam discharge.
  - c. Vacuum sweeper required to collect foam, add water to sweep up dry foam.
  - d. Dispose of vacuum sweeper contents in a designated, labeled container.
  - e. Rinse vacuum sweeper and place rinsewater in a designated, labeled container.



## CM 12.0 Fire Suppression

- f. Dispose of collected fluids at a RCRA Hazardous Waste Landfill
- 4. Purple K - Dry Chemical added to Class A foam (from a Vehicle)
  - a. Protect stormwater inlets with spill socks from pollutants.
  - b. Vacuum sweep the area. If the area appears dry, apply water to collect the foam discharge.
  - c. Collected fluids can be discharged into an OWS.
  - d. Decontaminate equipment into OWS.
- 5. Class B Foam Fire Extinguishers With or Without Purple K
  - a. Use spill socks and mats to prevent pollutants from entering stormwater inlets.
  - b. Vacuum sweeper required to collect foam, add water to sweep up dry foam.
  - c. Dispose of vacuum sweeper contents in a designated, labeled container.
  - d. Rinse vacuum sweeper and place rinseate in a designated, labeled container.
  - e. Dispose of collected fluids at a RCRA Hazardous Waste Landfill.
- 6. Halogen Dry Chemical
  - a. Vacuum sweep the area. If the area appears dry, apply water to collect the residue.
  - b. Collected fluids can be discharged into an OWS.
  - c. Decontaminate equipment into OWS.

### Inspections and Recordkeeping <sup>1</sup>

- 12.6 Inspect fire sprinkler and fire suppression system and collection sumps. Inspect fire and smoke detectors and actuators for proper operation and protect from weather, pipe breaks, electrical shorts or other sources of false activations.
- 12.7 Maintain records of proper recovery, containment, and disposal of fire suppression liquids at an approved licensed facility.

<sup>1</sup> Retain documentation of inspection in accordance with CM 1.13 and conduct inspections in accordance with CM 1.1



**Appendix B – PPT Member  
Tier Responsibilities, Communication and  
Recordkeeping**



Table B-1 Division of Responsibilities – Category I	
Aviation	PPT Members
<b>SWPPP</b>	
<ul style="list-style-type: none"> <li>■ Administer the SWPPP</li> <li>■ Maintain official copy of the SWPPP with appendices</li> <li>■ Retain copies of PPT SWPPP certifications</li> </ul>	<ul style="list-style-type: none"> <li>■ Implement the SWPPP</li> <li>■ Certify the SWPPP and retain copy of certification</li> <li>■ Retain a copy of the SWPPP (bookmark online)</li> </ul>
<b>NOI</b>	
<ul style="list-style-type: none"> <li>■ Maintain NOI Authorization for DVT, GYR and PHX</li> <li>■ Retain copies of NOI certificates</li> </ul>	<ul style="list-style-type: none"> <li>■ File an NOI for each permit term</li> <li>■ File an NOI within 30 calendar days of change in ownership, name, operation, and/or location and notify Aviation</li> <li>■ File a Notice of Termination (NOT) within 30 calendar days of ceasing operations</li> <li>■ Retain documentation of NOI, NOT</li> </ul>
<b>CMs</b>	
<ul style="list-style-type: none"> <li>■ Develop and implement CMs and maintain with the SWPPP</li> </ul>	<ul style="list-style-type: none"> <li>■ Implement CMs</li> <li>■ Maintain and operate facility specific CMs</li> <li>■ Perform repairs and maintenance of CMs, as required</li> <li>■ Retain maintenance records</li> <li>■ Annually certify compliance with Spill Prevention, Control, and Countermeasure (SPCC) rule, if applicable</li> <li>■ Annually certify compliance with Tier II reporting requirements according to Sections 311 and 312 of the Emergency Planning and Community Right-to-Know Act (EPCRA) of 1986, or Title III of the Superfund Amendments and Reauthorization Act (SARA Title III), if applicable</li> </ul>

Table B-1 Division of Responsibilities – Category I	
Aviation	PPT Members
<b>TRAINING</b>	
<ul style="list-style-type: none"> <li>■ Provide online Annual Train-the-Trainer training</li> <li>■ Provide and document Aviation employee training annually</li> </ul>	<ul style="list-style-type: none"> <li>■ Take Annual Online Train-the-Trainer training</li> <li>■ Provide equivalent SWPPP training to employees who work in areas with potential exposure to stormwater or who have responsibilities under the SWPPP</li> <li>■ Present or provide and document required Hazardous Material/ Universal, SPCC and fuel handler's training to employees annually, if applicable</li> </ul>
<b>INSPECTIONS</b>	
<ul style="list-style-type: none"> <li>■ Perform quarterly RSIs (1 wet)</li> <li>■ Provide conditional approval for PPT Members to perform PPT Member Conducted RSIs</li> <li>■ Provide instructions and inspection form for PPT Members to perform PPT Member Conducted RSIs</li> </ul>	<ul style="list-style-type: none"> <li>■ Facilitate RSIs</li> <li>■ Facilitate ADEQ Inspections and notify Aviation prior to inspection</li> <li>■ Complete monthly or weekly self-inspection forms and retain records</li> <li>■ If approved by Aviation, perform PPT member-conducted RSI and provide documentation and photos to Aviation</li> </ul>
<b>SPILL RESPONSE</b>	
<ul style="list-style-type: none"> <li>■ Track spills</li> <li>■ Investigate non-stormwater discharges</li> <li>■ Verbally report unauthorized non-stormwater discharges to ADEQ Spill Line and National Response Center (NRC) for spills that are not attributed to a Category I or Category II PPT member</li> <li>■ Perform follow-up of unauthorized discharges, if applicable</li> </ul>	<ul style="list-style-type: none"> <li>■ Follow CM 1.0 Spill Prevention and Response Procedures when addressing spills.</li> <li>■ Verbally report spills to Aviation by calling DVT – Operations and 911, as needed GYR – Operations and 911, as needed PHX – Command Center</li> <li>■ Verbally report unauthorized non-stormwater discharges to ADEQ Spill Line and National Response Center (NRC)</li> <li>■ Submit 5-day written report and Corrective Action Report forms to ADEQ and copy Aviation</li> </ul>



Table B-1 Division of Responsibilities – Category I	
Aviation	PPT Members
<b>OUTFALL INSPECTIONS</b>	
<ul style="list-style-type: none"> <li>■ Perform Outfall Visual Assessments</li> <li>■ Perform Outfall RSIs (1 wet)</li> <li>■ Perform follow-up of unauthorized discharges, if applicable</li> </ul>	<ul style="list-style-type: none"> <li>■ Access an electronic copy of the Outfall Visual Assessments</li> <li>■ Access an electronic copy of the Outfall RSIs</li> </ul>
<b>DEICING</b>	
<ul style="list-style-type: none"> <li>■ Track deicing chemical usage</li> <li>■ Collect deicing inspection forms and photos from PPT members and retain documentation</li> </ul>	<ul style="list-style-type: none"> <li>■ Call Deicing Hotline (1-602-GLYCOL) before every deicing event</li> <li>■ Perform monthly Deicing Inspections and take photos of aircraft while being deiced, of vehicle location and of deicing chemical storage area during the deicing season</li> <li>■ Submit deicing inspection forms and photos to <a href="mailto:avn-stormwater@phoenix.gov">avn-stormwater@phoenix.gov</a></li> <li>■ Provide monthly quantities of deicing chemical usage to Aviation</li> </ul>

Table B-2 Recordkeeping Summary – Category I	
Stormwater Management Program's Documentation – Virtual Notebook <a href="https://swppphx.net/Secure/Resources.aspx">https://swppphx.net/Secure/Resources.aspx</a>	PPT Member Facility Paper or Electronic
<ul style="list-style-type: none"> <li>■ This SWPPP</li> <li>■ Control measures documentation</li> <li>■ Link to current MSGP</li> <li>■ Records of Outfall Visual Assessments and Outfall RSIs for the last three years</li> <li>■ Spill response plans</li> <li>■ Forms that PPT members may need for SWPPP compliance</li> <li>■ Other pertinent information</li> </ul>	<ul style="list-style-type: none"> <li>■ SWPPP Certification</li> <li>■ Monthly or Weekly Self-inspection Checklists</li> <li>■ Quarterly RSIs</li> <li>■ Training records for SWPPP training for PPT and employees</li> <li>■ Training records for hazardous materials and universal waste management, SPCC, and fuel handler training for PPT and employees, if applicable</li> <li>■ Maintenance Records</li> <li>■ SPCC Plan and Certification, if applicable</li> <li>■ Tier II Certification, if applicable</li> <li>■ 5-Day Reports and CARs</li> <li>■ myDEQ Records, including NOI Summary and Certificate, NEC Summary and Certificate and NOTs</li> </ul>



Table B-3 Communications between Aviation and PPT Members – Category I	
Activity & Communication Performed by Aviation	Communication between PPT and Aviation
<b>SWPPP</b>	
<ul style="list-style-type: none"> <li>Coordinate and retain SWPPP Certifications</li> <li>Provide SWPPP Certification Form</li> </ul>	<ul style="list-style-type: none"> <li>Aviation provides SWPPP certification form for PPT members to certify conformance with the SWPPP</li> </ul>
<b>OUTFALL INSPECTIONS</b>	
<ul style="list-style-type: none"> <li>Conduct Outfall Visual Assessments and Outfall RSIs</li> <li>If unauthorized discharge identified, investigation conducted, 5-day letter and CAR documented and retained, if applicable</li> </ul>	<ul style="list-style-type: none"> <li>Visual Assessment and Outfall RSI are available on the virtual notebook</li> <li>If a pollutant is identified, the appropriate PPT member is informed by the Aviation Stormwater Program Team</li> <li>Aviation documents results with findings, maintained in the virtual notebook and ASD</li> <li>Submit 5-day written report and CAR forms to ADEQ and copy Aviation</li> </ul>
<b>TRAINING</b>	
<ul style="list-style-type: none"> <li>Provide Online Training</li> </ul>	<ul style="list-style-type: none"> <li>Aviation provides an annual online train-the-trainer session</li> <li>Aviation stormwater training certificates maintained electronically and documented in the virtual notebook</li> <li>The training certificates are available for download by PPT members on the virtual notebook</li> </ul>

Table B-3 Communications between Aviation and PPT Members – Category I	
Activity & Communication Performed by Aviation	Communication between PPT and Aviation
<b>NOI</b>	
<ul style="list-style-type: none"> <li>Identify applicability/requirement and record facility NOI/NEC numbers, if applicable</li> <li>Provide outfall numbers with coordinates</li> </ul>	<ul style="list-style-type: none"> <li>Aviation provides information on the SWPPP and airport to allow operators to file NOIs and NOTs</li> <li>PPT members maintain NOI summary letters and certificates and/or NOTs</li> <li>PPT members provide NOI Authorization numbers to Aviation to be stored in the ASD</li> <li>PPT members provide NOT to Aviation prior to leaving facility to be stored in the ASD</li> </ul>
<b>COMMUNICATIONS</b>	
<ul style="list-style-type: none"> <li>Conduct Outreach</li> </ul>	<ul style="list-style-type: none"> <li>Aviation provides stormwater newsletter on key issues and upcoming events</li> <li>Aviation conducts and attends monthly safety meetings, and quarterly station manager meetings</li> <li>Aviation attends airlines outreach events, as requested</li> </ul>
<b>DEICING</b>	
<ul style="list-style-type: none"> <li>Maintain Deicing Hotline</li> <li>Remind PPT members to call deicing hotline prior to every deicing event</li> </ul>	<ul style="list-style-type: none"> <li>PPT to call deicing hotline prior to every deicing event</li> </ul>
<b>SPILL RESPONSE</b>	
<ul style="list-style-type: none"> <li>Identify the need for Corrective Action Reporting and assist PPT members, if applicable</li> </ul>	<ul style="list-style-type: none"> <li>Verbally report spills to Aviation by calling DVT – Operations and 911, as needed GYR – Operations and 911, as needed PHX – Command Center</li> <li>Verbally report unauthorized non-stormwater discharges to ADEQ Spill Line and National Response Center (NRC)</li> <li>Submit 5-day written reports and CAR forms to ADEQ and provide Aviation copies</li> </ul>



Table B-3 Communications between Aviation and PPT Members – Category I	
Activity & Communication Performed by Aviation	Communication between PPT and Aviation
<b>SPCC</b>	
<ul style="list-style-type: none"> <li>Coordinate and retain SPCC Certifications</li> </ul>	<ul style="list-style-type: none"> <li>Aviation provides an SPCC certification form.</li> <li>Annually certify SPCC plans are up to date, if applicable</li> </ul>
<b>TIER II</b>	
<ul style="list-style-type: none"> <li>Coordinate and retain Tier II Certifications</li> </ul>	<ul style="list-style-type: none"> <li>Aviation provides a Tier II certification form</li> <li>Annually certify Tier II report was submitted to ADEQ prior to annual due date, if applicable</li> </ul>

Table B-4 Division of Responsibilities – Category II	
Aviation	PPT Members
<b>SWPPP</b>	
<ul style="list-style-type: none"> <li>■ Administer the SWPPP</li> <li>■ Maintain official copy of the SWPPP with appendices</li> <li>■ Retain copies of PPT SWPPP certifications</li> </ul>	<ul style="list-style-type: none"> <li>■ Implement the SWPPP</li> <li>■ Certify the SWPPP and retain copy of certification, recommended</li> <li>■ Retain a copy of the SWPPP (bookmark online)</li> </ul>
<b>NEC</b>	
<ul style="list-style-type: none"> <li>■ Maintain NEC Authorization for DVT, GYR and PHX</li> <li>■ Retain copies of NECs</li> </ul>	<ul style="list-style-type: none"> <li>■ File an NEC for each permit term</li> <li>■ File an NEC within 30 calendar days of change in ownership, name, operation, and/or location and notify Aviation</li> <li>■ File an NOT within 30 calendar days of ceasing operations</li> <li>■ Retain documentation of NEC</li> </ul>
<b>CMs</b>	
<ul style="list-style-type: none"> <li>■ Develop and implement CMs and maintain with the SWPPP</li> </ul>	<ul style="list-style-type: none"> <li>■ Implement CMs</li> <li>■ Maintain and operate facility specific CMs</li> <li>■ Perform repairs and maintenance of CMs, as required</li> <li>■ Retain maintenance records</li> <li>■ Annually certify compliance with Spill Prevention, Control, and Countermeasure (SPCC) rule, if applicable</li> <li>■ Annually certify compliance with Tier II reporting requirements according to Sections 311 and 312 of the Emergency Planning and Community Right-to-Know Act (EPCRA) of 1986, or Title III of the Superfund Amendments and Reauthorization Act (SARA Title III), if applicable</li> </ul>



Table B-4 Division of Responsibilities – Category II	
Aviation	PPT Members
<b>TRAINING</b>	
<ul style="list-style-type: none"> <li>■ Provide online Annual Train-the-Trainer training</li> <li>■ Provide and document Aviation employee training annually</li> </ul>	<ul style="list-style-type: none"> <li>■ Take Annual Online Train-the-Trainer training, recommended</li> <li>■ Present or provide and document SWPPP, recommended</li> <li>■ Present or provide and document required Hazardous Material/ Universal, SPCC and fuel handler's training to employees annually, if applicable</li> </ul>
<b>INSPECTIONS</b>	
<ul style="list-style-type: none"> <li>■ Perform RSIs</li> </ul>	<ul style="list-style-type: none"> <li>■ Facilitate annual RSIs</li> <li>■ Facilitate ADEQ inspections and notify Aviation prior to inspection</li> <li>■ Complete monthly or weekly self-inspection forms and retain records</li> </ul>
<b>SPILL RESPONSE</b>	
<ul style="list-style-type: none"> <li>■ Track spills</li> <li>■ Investigate non-stormwater discharges</li> <li>■ Verbally report unauthorized non-stormwater discharges to ADEQ Spill Line and National Response Center (NRC) for spills that are not attributed to a Category I or Category II PPT member</li> <li>■ Perform follow-up of unauthorized discharges, if applicable</li> </ul>	<ul style="list-style-type: none"> <li>■ Follow CM 1.0 Spill Prevention and Response Procedures when addressing spills</li> <li>■ Verbally report spills to Aviation by calling DVT – Operations and 911, as needed GYR – Operations and 911, as needed PHX – Command Center</li> <li>■ Verbally report unauthorized non-stormwater discharges to ADEQ Spill Line and National Response Center (NRC)</li> <li>■ Submit 5-day written report and Corrective Action Report forms to ADEQ and copy Aviation</li> </ul>

Table B-4 Division of Responsibilities – Category II	
Aviation	PPT Members
<b>OUTFALL INSPECTIONS</b>	
<ul style="list-style-type: none"> <li>■ Perform Outfall Visual Assessments</li> <li>■ Perform Outfall RSIs (1 Wet)</li> <li>■ Perform follow-up of unauthorized discharges, if applicable</li> </ul>	<ul style="list-style-type: none"> <li>■ Access an electronic copy of the Outfall Visual Assessments</li> <li>■ Access an electronic copy of the Outfall RSIs</li> </ul>
<b>DEICING</b>	
<ul style="list-style-type: none"> <li>■ Track deicing chemical usage</li> <li>■ Collect deicing inspection forms and photos from PPT members and retain documentation</li> </ul>	<ul style="list-style-type: none"> <li>■ Inform Aviation that deicing is planned</li> </ul>



Table B-5 Recordkeeping Summary – Category II	
Stormwater Management Program's Documentation – Virtual Notebook <a href="https://swppphx.net/Secure/Resources.aspx">https://swppphx.net/Secure/Resources.aspx</a>	PPT Members Facility Paper or Electronic
<ul style="list-style-type: none"> <li>■ This SWPPP</li> <li>■ Control measures documentation</li> <li>■ Link to current MSGP</li> <li>■ Records of Outfall Visual Assessments and Outfall RSIs for the last three years</li> <li>■ Spill response plans</li> <li>■ Forms that PPT members may need for SWPPP compliance</li> <li>■ Other pertinent information</li> </ul>	<ul style="list-style-type: none"> <li>■ SWPPP Certification</li> <li>■ Monthly or Weekly Self-inspection Checklists</li> <li>■ Annual RSI</li> <li>■ Training Records for SWPPP training for PPT, recommended</li> <li>■ Training records for hazardous materials and universal waste management, SPCC, and fuel handler training for PPT and employees, if applicable</li> <li>■ Maintenance Records</li> <li>■ SPCC Plan and Certification, if applicable</li> <li>■ Tier II Certification, if applicable</li> <li>■ 5-Day Reports and CARs</li> <li>■ myDEQ Records, including NECs and NOTs</li> </ul>

Table B-6 Communications between Aviation and PPT Members – Category II	
Activity & Communication Performed by Aviation	Communication between PPT and Aviation
<b>SWPPP</b>	
<ul style="list-style-type: none"> <li>Coordinate and retain SWPPP Certifications</li> <li>Provide SWPPP Certification Form</li> </ul>	<ul style="list-style-type: none"> <li>Aviation provides SWPPP certification form for PPT members to certify conformance with the SWPPP</li> </ul>
<b>OUTFALL INSPECTIONS</b>	
<ul style="list-style-type: none"> <li>Conduct Outfall Visual Assessments and Outfall RSIs</li> <li>If unauthorized discharge identified, investigation conducted, 5-day letter and CAR documented and retained, if applicable</li> </ul>	<ul style="list-style-type: none"> <li>Visual Assessment and Outfall RSI are available on the virtual notebook</li> <li>If a pollutant is identified, the appropriate PPT member is informed by the Aviation Stormwater Program Team</li> <li>Aviation documents results with findings, maintained in the virtual notebook and ASD</li> <li>Submit 5-day written report and CAR forms to ADEQ and copy Aviation</li> </ul>
<b>TRAINING</b>	
<ul style="list-style-type: none"> <li>Provide Online Training</li> </ul>	<ul style="list-style-type: none"> <li>Aviation provides an annual online train-the-trainer session</li> <li>Aviation stormwater training certificates maintained electronically and documented in the virtual notebook</li> <li>The training certificates are available for download by PPT members on the virtual notebook</li> </ul>
<b>NOI</b>	
<ul style="list-style-type: none"> <li>Identify applicability/ requirement and record facility NOI/NEC/ NOT numbers, if applicable</li> <li>Provide outfall numbers with coordinates</li> </ul>	<ul style="list-style-type: none"> <li>Aviation provides information on the SWPPP and airport to allow operators to file NECs</li> <li>PPT members maintain NECs</li> </ul>



Table B-6 Communications between Aviation and PPT Members – Category II	
Activity & Communication Performed by Aviation	Communication between PPT and Aviation
<b>COMMUNICATIONS</b>	
<ul style="list-style-type: none"> <li>■ Conduct Outreach</li> </ul>	<ul style="list-style-type: none"> <li>■ Aviation provides stormwater newsletter on key issues and upcoming events</li> <li>■ Aviation conducts and attends monthly safety meetings, and quarterly station manager meetings</li> <li>■ Aviation attends airlines outreach events, as requested</li> </ul>
<b>DEICING</b>	
<ul style="list-style-type: none"> <li>■ Maintain Deicing Hotline</li> <li>■ Remind PPT members to call deicing hotline prior to every deicing event</li> </ul>	<ul style="list-style-type: none"> <li>■ No requirements for PPT members who do not deice</li> </ul>
<b>SPILL RESPONSE</b>	
<ul style="list-style-type: none"> <li>■ Identify the need for Corrective Action Reporting and assist PPT members, if applicable</li> </ul>	<ul style="list-style-type: none"> <li>■ Verbally report spills to Aviation by calling DVT – Operations and 911, as needed GYR – Operations and 911, as needed PHX – Command Center</li> <li>■ Verbally report unauthorized non-stormwater discharges to ADEQ Spill Line and National Response Center (NRC)</li> <li>■ Verbally report and submit 5-day written reports and CAR forms to ADEQ and provide Aviation copies</li> </ul>

Table B-6 Communications between Aviation and PPT Members – Category II	
Activity & Communication Performed by Aviation	Communication between PPT and Aviation
<b>SPCC</b>	
<ul style="list-style-type: none"> <li>Coordinate and retain SPCC Certifications</li> </ul>	<ul style="list-style-type: none"> <li>Aviation provides an SPCC certification form.</li> <li>Annually certify SPCC plans are up to date, if applicable</li> </ul>
<b>TIER II</b>	
<ul style="list-style-type: none"> <li>Coordinate and retain Tier II Certifications</li> </ul>	<ul style="list-style-type: none"> <li>Aviation provides a Tier II certification form</li> <li>Annually certify Tier II report was submitted to ADEQ prior to annual due date, if applicable</li> </ul>



Table B-7 Division of Responsibilities – Category III	
Aviation	PPT Members
<b>SWPPP</b>	
<ul style="list-style-type: none"> <li>■ Administer the SWPPP</li> <li>■ Maintain official copy of the SWPPP with appendices</li> <li>■ Retain copies of PPT SWPPP certifications</li> </ul>	<ul style="list-style-type: none"> <li>■ Implement the SWPPP</li> <li>■ Certify the SWPPP and retain copy of certification</li> <li>■ Retain a copy of the SWPPP (bookmark online)</li> </ul>
<b>NOI</b>	
<ul style="list-style-type: none"> <li>■ Retain NOI Authorization for DVT, GYR and PHX</li> </ul>	<ul style="list-style-type: none"> <li>■ Not Required</li> </ul>
<b>CMs</b>	
<ul style="list-style-type: none"> <li>■ Develop and implement CMs and maintain with the SWPPP</li> </ul>	<ul style="list-style-type: none"> <li>■ Implement CMs</li> <li>■ Maintain and operate facility specific CMs</li> <li>■ Perform repairs and maintenance of CMs, as required</li> <li>■ Retain maintenance records</li> <li>■ Annually certify compliance with Spill Prevention, Control, and Countermeasure (SPCC) rule, if applicable</li> <li>■ Annually certify compliance with Tier II reporting requirements according to Sections 311 and 312 of the Emergency Planning and Community Right-to-Know Act (EPCRA) of 1986, or Title III of the Superfund Amendments and Reauthorization Act (SARA Title III), if applicable</li> </ul>

Table B-7 Division of Responsibilities – Category III	
Aviation	PPT Members
<b>TRAINING</b>	
<ul style="list-style-type: none"> <li>■ Provide online Annual Train-the-Trainer training</li> <li>■ Provide and document Aviation employee training annually</li> </ul>	<ul style="list-style-type: none"> <li>■ Take Annual Online Train-the-Trainer training</li> <li>■ Provide equivalent SWPPP training to employees who work in areas with potential exposure to stormwater or who have responsibilities under the SWPPP</li> <li>■ Present or provide and document required Hazardous Material/ Universal, SPCC and fuel handler's training to employees annually, if applicable</li> </ul>
<b>INSPECTIONS</b>	
<ul style="list-style-type: none"> <li>■ Perform quarterly RSIs (1 wet)</li> <li>■ Provide conditional approval for PPT Members to perform PPT Member Conducted RSIs</li> <li>■ Provide instructions and inspection form for PPT members to perform PPT Member Conducted RSIs</li> </ul>	<ul style="list-style-type: none"> <li>■ Facilitate RSIs</li> <li>■ Facilitate ADEQ inspections and notify Aviation, prior to inspection</li> <li>■ Complete monthly or weekly self-inspection forms and retain records</li> <li>■ If approved by Aviation, perform PPT member conducted RSI and provide documentation and photos to Aviation</li> </ul>
<b>SPILL RESPONSE</b>	
<ul style="list-style-type: none"> <li>■ Track spills</li> <li>■ Evaluate non-stormwater discharges</li> <li>■ Verbally report unauthorized non-stormwater discharges to ADEQ Spill Line and National Response Center (NRC) for spills that are not attributed to a Category I or Category II PPT member</li> <li>■ Submit 5-day written report and CAR for spills that are not attributed to a Category I or Category II PPT member and retain documentation</li> <li>■ Perform follow-up of unauthorized discharges, if applicable</li> </ul>	<ul style="list-style-type: none"> <li>■ Follow CM 1.0 Spill Prevention and Response Procedures when addressing spills</li> <li>■ Verbally report spills to Aviation by calling DVT – Operations and 911, as needed GYR – Operations and 911, as needed PHX – Command Center</li> <li>■ Provide Aviation with the required information for ADEQ and NRC reporting</li> <li>■ Upon Aviation request, submit 5-day written report and Corrective Action Report for spills to AVN-Stormwater@phoenix.gov</li> </ul>



Table B-7 Division of Responsibilities – Category III	
Aviation	PPT Members
<b>OUTFALL INSPECTIONS</b>	
<ul style="list-style-type: none"> <li>■ Perform Outfall Visual Assessments</li> <li>■ Perform Outfall RSIs (1 wet)</li> <li>■ Perform follow-up of unauthorized discharges, if applicable</li> </ul>	<ul style="list-style-type: none"> <li>■ Access an electronic copy of the Outfall Visual Assessments</li> <li>■ Access an electronic copy of the Outfall RSIs</li> </ul>
<b>DEICING</b>	
<ul style="list-style-type: none"> <li>■ Track deicing chemical usage</li> <li>■ Collect deicing inspection forms and photos from PPT members and retain documentation</li> </ul>	<ul style="list-style-type: none"> <li>■ Inform Aviation if deicing will occur</li> </ul>

Table B-8 Recordkeeping Summary – Category III	
Stormwater Management Program's Documentation – Virtual Notebook <a href="https://swppphx.net/Secure/Resources.aspx">https://swppphx.net/Secure/Resources.aspx</a>	PPT Member Facility Paper or Electronic
<ul style="list-style-type: none"> <li>■ This SWPPP</li> <li>■ Control measures documentation</li> <li>■ Link to current MSGP</li> <li>■ Records of Outfall Visual Assessments and Outfall RSIs for the last three years</li> <li>■ Spill response plans</li> <li>■ Forms that PPT members may need for SWPPP compliance</li> <li>■ Other pertinent information</li> </ul>	<ul style="list-style-type: none"> <li>■ SWPPP Certification</li> <li>■ Monthly or Weekly Self-inspection Checklists</li> <li>■ Quarterly RSIs</li> <li>■ Training Records for SWPPP training for PPT and employees</li> <li>■ Training records for hazardous materials and universal waste management, SPCC, and fuel handler training for PPT and employees, if applicable</li> <li>■ Maintenance Records</li> <li>■ SPCC Plan and Certification, if applicable</li> <li>■ Tier II Certification, if applicable</li> </ul>



Table B-9 Communications between Aviation and PPT Members – Category III	
Activity & Communication Performed by Aviation	Communication between PPT and Aviation
<b>SWPPP</b>	
<ul style="list-style-type: none"> <li>Coordinate SWPPP Certifications</li> <li>Provide and retain SWPPP Certification Form</li> </ul>	<ul style="list-style-type: none"> <li>Aviation provides SWPPP certification form for PPT members to certify conformance with the SWPPP</li> </ul>
<b>OUTFALL INSPECTIONS</b>	
<ul style="list-style-type: none"> <li>Conduct Outfall Visual Assessments and Outfall RSIs</li> <li>If unauthorized discharge identified, investigation conducted, 5-day letter and CAR documented and retained, if applicable</li> <li>Submit 5-day written report and CAR forms to ADEQ</li> </ul>	<ul style="list-style-type: none"> <li>Visual Assessment and Outfall RSI are available on the virtual notebook</li> <li>If a pollutant is identified, the appropriate PPT member is informed by the Aviation Stormwater Program Team</li> <li>Aviation documents results with findings, maintained in the virtual notebook and ASD</li> </ul>
<b>TRAINING</b>	
<ul style="list-style-type: none"> <li>Provide Online Training</li> </ul>	<ul style="list-style-type: none"> <li>Aviation provides an annual online train-the-trainer session</li> <li>Aviation stormwater training certificates are issued electronically and documented in the virtual notebook</li> <li>The training certificates are available for download by PPT members on the virtual notebook</li> </ul>
<b>NOI</b>	
<ul style="list-style-type: none"> <li>Identify applicability/ requirement and record facility NOI/NEC/ NOT numbers, if applicable</li> <li>Provide outfall numbers with coordinates</li> </ul>	<ul style="list-style-type: none"> <li>Not Required</li> </ul>

Table B-9 Communications between Aviation and PPT Members – Category III	
Activity & Communication Performed by Aviation	Communication between PPT and Aviation
<b>COMMUNICATIONS</b>	
<ul style="list-style-type: none"> <li>■ Conduct Outreach</li> </ul>	<ul style="list-style-type: none"> <li>■ Aviation provides stormwater newsletter on key issues and upcoming events</li> <li>■ Aviation conducts and attends monthly safety meetings, and quarterly station manager meetings</li> <li>■ Aviation attends airlines outreach events, as requested</li> </ul>
<b>DEICING</b>	
<ul style="list-style-type: none"> <li>■ Maintain Deicing Hotline</li> <li>■ Remind PPT members to call deicing hotline prior to every deicing event</li> </ul>	<ul style="list-style-type: none"> <li>■ No requirements for PPT members who do not deice</li> </ul>
<b>SPILL RESPONSE</b>	
<ul style="list-style-type: none"> <li>■ Identify the need for Corrective Action Reporting and assist PPT members, if applicable</li> <li>■ Verbally report unauthorized non-stormwater discharges to ADEQ Spill Line and National Response Center (NRC)</li> <li>■ Submit 5-day written reports and CAR forms to ADEQ and retain documentation</li> </ul>	<ul style="list-style-type: none"> <li>■ Verbally report spills to Aviation by calling DVT – Operations and 911, as needed GYR – Operations and 911, as needed PHX – Command Center</li> <li>■ Aviation coordinates with PPT members so Aviation can verbally report and submit 5-day written report and Corrective Action Report to ADEQ</li> </ul>



Table B-9 Communications between Aviation and PPT Members – Category III	
Activity & Communication Performed by Aviation	Communication between PPT and Aviation
<b>SPCC</b>	
<ul style="list-style-type: none"> <li>■ Coordinate and retain SPCC Certifications</li> </ul>	<ul style="list-style-type: none"> <li>■ Aviation provides an SPCC certification form</li> <li>■ Annually certify SPCC plans are up to date, if applicable</li> </ul>
<b>TIER II</b>	
<ul style="list-style-type: none"> <li>■ Coordinate and retain Tier II Certifications</li> </ul>	<ul style="list-style-type: none"> <li>■ Aviation provides a Tier II certification form</li> <li>■ Annually certify Tier II report was submitted to ADEQ prior to annual due date, if applicable</li> </ul>

Table B-10 Division of Responsibilities – Category IV*	
Aviation	PPT Members
<b>SWPPP</b>	
<ul style="list-style-type: none"> <li>■ Administer the SWPPP</li> <li>■ Maintain official copy of the SWPPP with appendices</li> </ul>	<ul style="list-style-type: none"> <li>■ Retain a copy of the SWPPP (bookmark online)</li> </ul>
<b>NOI</b>	
<ul style="list-style-type: none"> <li>■ Retain NOI Authorization for DVT, GYR and PHX</li> </ul>	<ul style="list-style-type: none"> <li>■ Not Required</li> </ul>
<b>CMs</b>	
<ul style="list-style-type: none"> <li>■ Develop and implement CMs and maintain with the SWPPP</li> </ul>	<ul style="list-style-type: none"> <li>■ Not Required</li> </ul>
<b>TRAINING</b>	
<ul style="list-style-type: none"> <li>■ Provide online Annual Train-the-Trainer training</li> <li>■ Provide and document Aviation employee training annually</li> </ul>	<ul style="list-style-type: none"> <li>■ Take Annual Online Train-the-Trainer training, recommended</li> <li>■ Present or provide and document required Hazardous Material/ Universal, SPCC and fuel handler's training to employees annually, if applicable</li> </ul>
<b>INSPECTIONS</b>	
<ul style="list-style-type: none"> <li>■ Perform RSIs</li> </ul>	<ul style="list-style-type: none"> <li>■ Facilitate annual RSIs (may be performed as a phone call or virtual inspection)</li> </ul>



Table B-10 Division of Responsibilities – Category IV*	
Aviation	PPT Members
<b>SPILL RESPONSE</b>	
<ul style="list-style-type: none"> <li>■ Track spills</li> <li>■ Evaluate non-stormwater discharges</li> <li>■ Verbally report unauthorized non-stormwater discharges to ADEQ Spill Line and National Response Center (NRC) for spills that are not attributed to a Category I or Category II PPT member</li> <li>■ Submit 5-day written report and Corrective Action Report for spills that are not attributed to a Category I or Category II PPT member and retain documentation</li> <li>■ Perform follow-up of unauthorized discharges, if applicable</li> </ul>	<ul style="list-style-type: none"> <li>■ Follow CM 1.0 Spill Prevention and Response Procedures when addressing spills</li> <li>■ Verbally report spills to Aviation by calling DVT – Operations and 911, as needed GYR – Operations and 911, as needed PHX – Command Center</li> <li>■ Provide the required information for ADEQ and NRC reporting to Category I/II PPT member performing work or Aviation, as appropriate</li> <li>■ Upon Aviation request, submit 5-day written report and Corrective Action Report for spills to AVN-Stormwater@phoenix.gov</li> </ul>
<b>OUTFALL INSPECTIONS</b>	
<ul style="list-style-type: none"> <li>■ Perform Outfall Visual Assessments</li> <li>■ Perform Outfall RSIs (1 wet)</li> <li>■ Perform follow-up of unauthorized discharges, if applicable</li> </ul>	<ul style="list-style-type: none"> <li>■ Not Required</li> </ul>
<b>DEICING</b>	
<ul style="list-style-type: none"> <li>■ Track deicing chemical usage</li> <li>■ Collect deicing inspection forms and photos from PPT members and retain documentation</li> </ul>	<ul style="list-style-type: none"> <li>■ Inform Aviation if deicing will occur</li> </ul>
*Contact the Aviation Stormwater Program Team if activities change to reevaluate stormwater exposure and determine appropriate Category.	

Table B-11 Recordkeeping Summary – Category IV	
Stormwater Management Program's Documentation – Virtual Notebook <a href="https://swppphx.net/Secure/Resources.aspx">https://swppphx.net/Secure/Resources.aspx</a>	PPT Member Facility Paper or Electronic
<ul style="list-style-type: none"> <li>■ This SWPPP</li> <li>■ Control measures documentation</li> <li>■ Link to current MSGP</li> <li>■ Records of Outfall Visual Assessments and Outfall RSIs for the last three years</li> <li>■ Spill response plans</li> <li>■ Forms that PPT members may need for SWPPP compliance</li> <li>■ Other pertinent information</li> </ul>	<ul style="list-style-type: none"> <li>■ Monthly or Weekly Self-inspection Checklists, if applicable</li> <li>■ Training Records for SWPPP training for PPT, if applicable</li> <li>■ Training records for hazardous materials and universal waste management, SPCC, and fuel handler training for PPT and employees, if applicable</li> <li>■ Maintenance Records, if applicable</li> <li>■ SPCC Plan and Certification, if applicable</li> <li>■ Tier II Certification, if applicable</li> </ul>



Table B-12 Communications between Aviation and PPT Members – Category IV	
Activity & Communication Performed by Aviation	Communication between PPT and Aviation
<b>SWPPP</b>	
<ul style="list-style-type: none"> <li>Coordinate and retain SWPPP Certifications</li> </ul>	<ul style="list-style-type: none"> <li>Not Required</li> </ul>
<b>OUTFALL INSPECTIONS</b>	
<ul style="list-style-type: none"> <li>Conduct Outfall Visual Assessments and Outfall RSIs</li> <li>If unauthorized discharge identified, investigation conducted, 5-day letter and CAR documented and retained, if applicable</li> </ul>	<ul style="list-style-type: none"> <li>Not Required</li> </ul>
<b>TRAINING</b>	
<ul style="list-style-type: none"> <li>Provide Online Training</li> </ul>	<ul style="list-style-type: none"> <li>Aviation provided annual online training, recommended</li> </ul>
<b>NOI</b>	
<ul style="list-style-type: none"> <li>Identify applicability/ requirement and record facility NOI/NEC/ NOT numbers, if applicable</li> <li>Provide outfall numbers with coordinates</li> </ul>	<ul style="list-style-type: none"> <li>Not Required</li> </ul>
<b>COMMUNICATIONS</b>	
<ul style="list-style-type: none"> <li>Conduct Outreach</li> </ul>	<ul style="list-style-type: none"> <li>Aviation provides stormwater newsletter on key issues and upcoming events</li> <li>Aviation conducts and attends monthly safety meetings, and quarterly station manager meetings</li> <li>Aviation attends airlines outreach events, as requested</li> </ul>
<b>DEICING</b>	
<ul style="list-style-type: none"> <li>Maintain Deicing Hotline</li> <li>Remind PPT members to call deicing hotline prior to every deicing event</li> </ul>	<ul style="list-style-type: none"> <li>No requirements for PPT members who do not deice</li> </ul>

Table B-12 Communications between Aviation and PPT Members – Category IV	
Activity & Communication Performed by Aviation	Communication between PPT and Aviation
<b>SPELL RESPONSE</b>	
<ul style="list-style-type: none"> <li>■ Identify the need for Corrective Action Reporting and assist PPT members, if applicable</li> <li>■ Verbally report unauthorized non-stormwater discharges to ADEQ Spill Line and National Response Center (NRC)</li> <li>■ Submit 5-day written reports and CAR forms to ADEQ and retain documentation</li> </ul>	<ul style="list-style-type: none"> <li>■ Verbally report spills to Aviation by calling DVT – Operations and 911, as needed GYR – Operations and 911, as needed PHX – Command Center</li> <li>■ Upon Aviation request, verbally report and submit 5-day written report and Corrective Action Report for spills to AVN-stormwater@phoenix.gov</li> </ul>
<b>SPCC</b>	
<ul style="list-style-type: none"> <li>■ Coordinate and retain SPCC Certifications</li> </ul>	<ul style="list-style-type: none"> <li>■ If SPCC Rule oil storage threshold is reached, PPT member notifies Aviation</li> </ul>
<b>TIER II</b>	
<ul style="list-style-type: none"> <li>■ Coordinate and retain Tier II Certifications</li> </ul>	<ul style="list-style-type: none"> <li>■ If Tier II threshold is reached, PPT member notifies Aviation</li> </ul>



## Appendix C - Notices of Intent

**The notices of intent for each company are included in the City of Phoenix Aviation Department stormwater database. Please contact the City of Phoenix Aviation Department for more information.**

City of Phoenix Aviation Department  
2485 E. Buckeye Road  
Phoenix, AZ 85034-4420  
(602) 273-3040  
[AVN-Stormwater@phoenix.gov](mailto:AVN-Stormwater@phoenix.gov)



**ARIZONA DEPARTMENT  
OF  
ENVIRONMENTAL QUALITY**



1110 West Washington Street Phoenix, Arizona 85007

(602) 771-2300 [www.azdeq.gov](http://www.azdeq.gov)

## **Notice of Intent (NOI) Certificate**

**LTF#: 108247**

**ID#:AZI108247**

**Type:AZPDES Stormwater Multi-Sector General Permit (MSGP) | INDUSTRIAL for  
NON-MINING**

**Issue Date:01/16/2025**

### **Coverage Issued to:**

**Name:CITY OF PHOENIX AVIATION DEPARTMENT**

**Address Line 1:2485 E BUCKEYE RD**

**City:PHOENIX**

**State:AZ zip : 85034**

### **Facility Information:**

**Phoenix Office**

1110 W.Washington Street . Phoenix, AZ 85007  
(602) 771-2300

**Southern Regional Office**

400 W.Congress Street . Suite 433 . Tucson, AZ 85701  
(520) 628-6733

[www.azdeq.gov](http://www.azdeq.gov)



Name:**DEER VALLEY AIRPORT - DVT AIRPORT**

Address Line 1:**702 W DEER VALLEY RD**

City:**PHOENIX**

Zip:**85027**

Number of acre used for industrial activities:**600**

Primary Activity: **S - AIR TRANSPORTATION FACILITIES | S1 | AIRPORTS, FLYING  
FIELDS, AND SERVICES | 600**

Outfall Location(s):

**OUTFALL 1 | 33.687859 | -112.095899 | Cave Creek | CAVE CREEK DAM -  
ARIZONA CANAL @ 33°34'24.09"/112°06'27.32"**

**OUTFALL 2 | 33.685549 | -112.099333 | Cave Creek | CAVE CREEK DAM -  
ARIZONA CANAL @ 33°34'24.09"/112°06'27.32"**

**OUTFALL 3 | 33.684428 | -112.092004 | Cave Creek | CAVE CREEK DAM -  
ARIZONA CANAL @ 33°34'24.09"/112°06'27.32"**

**OUTFALL 4 | 33.683943 | -112.091604 | Cave Creek | CAVE CREEK DAM -  
ARIZONA CANAL @ 33°34'24.09"/112°06'27.32"**

**OUTFALL 5 | 33.683949 | -112.089526 | Cave Creek | CAVE CREEK DAM -  
ARIZONA CANAL @ 33°34'24.09"/112°06'27.32"**

**OUTFALL 6 | 33.683945 | -112.087071 | Cave Creek | CAVE CREEK DAM -  
ARIZONA CANAL @ 33°34'24.09"/112°06'27.32"**

**OUTFALL 7 | 33.683942 | -112.084449 | Cave Creek | CAVE CREEK DAM -  
ARIZONA CANAL @ 33°34'24.09"/112°06'27.32"**

**OUTFALL 8 | 33.683958 | -112.083179 | Cave Creek | CAVE CREEK DAM -  
ARIZONA CANAL @ 33°34'24.09"/112°06'27.32"**

**OUTFALL 9 | 33.683970 | -112.082641 | Cave Creek | CAVE CREEK DAM -  
ARIZONA CANAL @ 33°34'24.09"/112°06'27.32"**

Discharge Monitoring Report (DMR) Required:**No**

**Phoenix Office**

1110 W.Washington Street . Phoenix, AZ 85007  
(602) 771-2300

**Southern Regional Office**

400 W.Congress Street . Suite 433 . Tucson, AZ 85701  
(520) 628-6733

[www.azdeq.gov](http://www.azdeq.gov)

## **SWPPP Contact Information:**

First Name:**Lisa**

Last Name:**Farinas**

Phone:**6022733340**

Work Email :**AVN-Stormwater@phoenix.gov**

### **Phoenix Office**

1110 W.Washington Street . Phoenix, AZ 85007  
(602) 771-2300

### **Southern Regional Office**

400 W.Congress Street . Suite 433 . Tucson, AZ 85701  
(520) 628-6733

[www.azdeq.gov](http://www.azdeq.gov)



## **Appendix D - Pollution Prevention Team Members**

## Appendix D

*Pollution Prevention Team Members for 2024\_Q4*  
*Phoenix Deer Valley Airport (DVT)*

PPT Member	Category <sup>b</sup>	Name	Mailing Address	Phone
Aero Panache				
AeroGuard				
Air Evac Services				
AirCare1 <sup>a</sup>				
Aircraft Maintenance USA				
Alberto Marin				
Arizona Game & Fish Dept.				
Barrio Brewing Co.				
City of Phoenix Police Department <sup>c</sup>				
Cutter Aviation				
David Gatlin				
Deer Valley Airport Facility				
JB's Executive Detailing <sup>a</sup>				
Lewis Aircraft Maintenance				
McAllister Aviation				
Munsey Aircraft Service				
RS Warbirds				
Samons				
Sibran Properties				



PPT Member	Category <sup>b</sup>	Name	Mailing Address	Phone
Time for Sale				
West Coast Wash Station				
Westwind Aviation <sup>a</sup>				

<sup>a</sup> PPT member is inspected once per year.

<sup>b</sup> Color coding corresponds to the Category defined in Appendix B of the SWPPP. Category 4 PPT members are not included in this appendix.

<sup>c</sup> Co-permittee does not have separate NOI, but operates under the City of Phoenix Aviation Department NOI.

## **Appendix E – Pollution Prevention Team Industrial Activities**



## Appendix E

PPT Industrial Activities for 2024\_Q4  
Phoenix Deer Valley Airport (DVT)

PPT Member	AVE Maintenance	AVE Cleaning	AVE Storage	Material Storage Area	Airport Fuel System and Fueling Area	Building & Grounds Maintenance	Trash Collection/ Disposal	Lavatory & Potable Water Service	Facility Construction/ Renovation	Deicing	Other
Aero Panache		✓		✓			✓				
AeroGuard	✓	✓	✓	✓	✓	✓	✓				✓
Air Evac Services	✓	✓	✓	✓	✓	✓	✓				
AirCare1 <sup>a</sup>	✓		✓	✓							✓
Aircraft Maintenance USA	✓	✓		✓			✓				
Alberto Marin	✓	✓		✓			✓				
Arizona Game & Fish Dept.	✓	✓	✓	✓	✓	✓	✓				
Bario Brewing Co.		✓		✓		✓	✓				✓
City of Phoenix Police Department <sup>c</sup>	✓	✓	✓	✓	✓	✓	✓				✓
Cutter Aviation	✓	✓	✓	✓	✓	✓	✓	✓	✓		✓
David Gatlin	✓	✓	✓	✓			✓				
Deer Valley Airport Facility	✓	✓	✓	✓	✓	✓	✓		✓		✓
JB's Executive Detailing <sup>a</sup>		✓		✓			✓				
Lewis Aircraft Maintenance	✓	✓					✓				
McAllister Aviation	✓	✓	✓	✓		✓	✓				
Munsey Aircraft Service	✓	✓		✓			✓				
RS Warbirds	✓	✓	✓	✓	✓	✓	✓				✓
Samons	✓	✓	✓	✓			✓				
Sibran Properties				✓	✓		✓				
Time for Sale		✓		✓	✓		✓				
West Coast Wash Station		✓		✓	✓		✓				
Westwind Aviation <sup>a</sup>	✓	✓	✓	✓	✓	✓	✓				

<sup>a</sup> PPT member is inspected once per year.

<sup>b</sup> Color coding corresponds to the Category defined in Appendix B of the SWPPP. Category 4 PPT members are not included in this appendix.

<sup>c</sup> Co-permittee does not have separate NOI, but operates under the City of Phoenix Aviation Department NOI.

**Appendix F – Rule and Regulation 01-01 for  
Fuel Releases and Releases of  
Other Regulated Substances**





PHOENIX SKY HARBOR  
INTERNATIONAL AIRPORT

America's Friendliest Airport™



PHOENIX DEER VALLEY AIRPORT



PHOENIX GOODYEAR AIRPORT

---

## City of Phoenix Aviation Department Rules & Regulations

---

**Number:** R&R 01-01

**Authority:** This Rule and regulation is promulgated pursuant to Phoenix City Code Chapter IV, Article V, Sections 4-116 and 4-117.

**Rule and**

**Regulation:** Fuel Release and Releases of Other Regulated Substances

This Rule establishes the procedures for internal reporting, response, clean up, documentation and subsequent notifications associated with fuel releases and releases of other regulated substances occurring at Phoenix Sky Harbor International, Phoenix Deer Valley and Phoenix Goodyear Airports.

### **Definitions**

**Release:**

A release is defined as any spilling, leaking, pumping, pouring, emitting, emptying, discharging, injecting, placing, leaching, dumping, or disposing into or on any land in a manner that fuels and other regulated substances, pollutants, or stormwater may come to be located in a public storm drain system.

**Regulated Substances:**

Regulated substances include without limitation, any substance, materials or wastes that are or become regulated under, or that are classified as hazardous or toxic under any environmental law, including petroleum.

### **Reporting Procedures**

When a release occurs, the responsible party will immediately notify airport authorities with the location, substance released, approximate size of the release and any other pertinent information, such as whether the release has been stopped, and the aircraft and/or equipment involved or if a release has flowed into a storm or sanitary drain or bare soils. The reporting party shall remain in a safe location near the release site and will report to Aviation and Fire Department representatives upon arrival.



PHOENIX SKY HARBOR  
INTERNATIONAL AIRPORT

America's Friendliest Airport™



PHOENIX DEER VALLEY AIRPORT



PHOENIX GOODYEAR AIRPORT

---

## City of Phoenix Aviation Department Rules & Regulations

---

If the release is threatening structures, storm or sanitary drains or bare soil, the reporting party will initiate diversion actions, such as diking the leading edge of the release with an approved absorbent material or device. Spill kits have been strategically placed around the airports to assist in diking a release.

### **Phoenix Sky Harbor International Airport**

A release will be reported to Sky Harbor Communications at (602) 273-3311. Communications will follow established response procedures including notifying the Fire Department via the Fire Department Alarm Room phone.

### **Phoenix Deer Valley Airport**

A release will be reported to Deer Valley Operations at (623) 869-0977 from 6:00 A.M. Monday morning to 9:00 P.M. Friday night and from 6:00 A.M. to 9:00 P.M. on Saturday and Sunday. On Friday and Saturday nights from 9:00 P.M. to 6:00 A.M. a release will be reported to Sky Harbor Communications at (602) 273-3311.

Deer Valley Operations will call the Phoenix Fire Department via 911 if a potential fire hazard exists. Sky Harbor Communications will call the On-Call Deer Valley Operations Supervisor and call 911 if appropriate.

Deer Valley Operations will notify Sky Harbor Communications at (602) 273-3311 for additional City resources to assist in extreme emergencies or unusual circumstances.

### **Phoenix Goodyear Airport**

A release will be reported to Goodyear Operations at (623) 932-4550 from 6:00 A.M. to 9:00 P.M. From 9:00 P.M. to 6:00 A.M. a release will be reported to Sky Harbor Communications at (602) 273-3311.

Goodyear Operations will call the Goodyear Fire Department at (623) 932-3910 if a potential fire hazard exists. Goodyear Fire Department may notify City of Phoenix Fire Dispatch as may be appropriate.





PHOENIX SKY HARBOR  
INTERNATIONAL AIRPORT

America's Friendliest Airport™



PHOENIX DEER VALLEY AIRPORT



PHOENIX GOODYEAR AIRPORT

---

## City of Phoenix Aviation Department Rules & Regulations

---

Goodyear Operations will notify Sky Harbor Communications at (602) 273-3311 for additional City resources to assist in extreme emergencies or unusual circumstances.

### **General Aviation Pilot Sump Fuel Disposals**

Preflight sump fuel samples shall not be dumped on the apron, but shall be properly disposed of in accordance with the Aircraft Fueling section of the General Aviation Handbook. Enforcement options for improper sump fuel disposals are set forth in the Aviation Department Storm Water Enforcement Rule and Regulation.

### **Response Procedures**

#### **Phoenix Sky Harbor International Airport**

Upon notification of a release, Sky Harbor Communications shall notify the following:

1. Fire Department (via Fire Department Alarm Room phone)
2. Airside/Landside Operations Supervisor, depending on spill location (via radio dispatch)
3. Facilities and Services Landside Maintenance (via radio dispatch)
4. Planning & Environmental via Emergency Notification System (ENS)

Aviation and Fire Department units shall respond and establish "Command." Command will utilize established ICS and Unified Command Protocols and make the determination on how the release, fire hazard and clean up will be handled.

Airport Operations may at their discretion cancel the Fire Department response for minor spills.

Command will liaison between the aircraft and/or equipment operator and clean up crews during the response. Photographs should be taken of unusual or large releases to supplement follow up with the responsible party.

Upon approval of Command the fuel handler, airline or tenant responsible for a release may be authorized to clean up the release. Liability for clean up and the proper disposal of generated release materials will be that party's. If, however,



**PHOENIX SKY HARBOR  
INTERNATIONAL AIRPORT**

America's Friendliest Airport™



**PHOENIX DEER VALLEY AIRPORT**



**PHOENIX GOODYEAR AIRPORT**

---

## **City of Phoenix Aviation Department Rules & Regulations**

---

the responsible party does not take action or should the Fire Department direct, due to fire or safety hazards, Landside Maintenance will provide clean up services and the responsible party will be billed the greater of actual costs or a minimum of \$300 for labor and materials.

After fire and safety hazards are under control, and upon authorization from Command, release clean up crews will be allowed into the area. The crew shall have the necessary materials and/or equipment to restore the area to a state reasonably equivalent to its condition prior to the release.

Only personnel that have completed their companies Fuel Spill Recovery and Clean Up training will respond to the spill site.

Do not start, stop or move equipment in the spill area without permission from Command.

Personnel protective equipment (PPE), as prescribed by Aviation Safety (Level D protection in accordance with 29CFR 1910.120), will be worn by all personnel involved in spill clean up. Level D PPE consists of a work uniform with long sleeve shirt and long pants or coveralls, gloves, chemical resistant shoes, safety glasses or goggles.

All personnel and units shall remain upwind to avoid vapors from spilled fuel.

Radios and cellular telephones are not to be used within 25 feet of the fuel spill.

Clean up personnel will observe all directions from Command and the responding Fire Department personnel. Command and all Fire units shall have an uninterrupted view and access to the spill site.

Aviation personnel shall provide clean up of spills only in areas that provide adequate open ventilation. Should a spill occur in a confined space or migrate to a confined space, clean up shall not proceed without first consulting with the Aviation Department Planning & Environmental, Environmental Section, Safety Officer and Fire Department personnel.





PHOENIX SKY HARBOR  
INTERNATIONAL AIRPORT

America's Friendliest Airport™



PHOENIX DEER VALLEY AIRPORT



PHOENIX GOODYEAR AIRPORT

---

## City of Phoenix Aviation Department Rules & Regulations

---

Due to the extremely low flash point of Aviation Gasoline (less than -50F) Aviation Department staff are not to attempt the clean up of a large spill. The responding Fire Department shall determine the fire danger and contact the Environmental Section of the Planning and Environmental Division [via Sky Harbor Communications, (602) 273-3311] immediately so that they may contact the City of Phoenix hazardous waste contractor if necessary.

In this event, Aviation will require the responsible party to hire an environmental response contractor to mitigate the release, and to report the release to the National Response Center at (800) 424-8802 and the Arizona Department of Environmental Quality at (602) 771-2300.

### **Phoenix Deer Valley Airport and Phoenix Goodyear Airport**

Upon notification of a release, Airport Operations crews will respond and direct cleanup activities. The responsible party may choose to perform the work with an approved absorbent material or Airport crews will have the materials and capabilities to clean up release of fewer than 10 gallons. Larger releases may necessitate contacting an environmental response contractor. This may be done by the responsible party or the Airport by contacting the Environmental Section of the Planning and Environmental Division [via Sky Harbor Communications, (602) 273-3311].

If a release has flowed into a storm or sanitary drain or bare soils, contact the Environmental Section of the Planning and Environmental Division [via Sky Harbor Communications, (602) 273-3311] immediately. In this event, Aviation will require the responsible party to hire an environmental response contractor to mitigate the release, and to report the release to the National Response Center at (800) 424-8802 and the Arizona Department of Environmental Quality at (602) 771-2300.

### **Approved Clean Up Materials**

Clean up crews will use approved absorbent materials and equipment best suited and environmentally acceptable for the clean up of releases. Absorbent materials generated by the Aviation Department will be containerized and the Environmental Section of the Planning and Environmental Division will be responsible for arranging for appropriate disposal. The responsible party shall bear the cost of the clean up and proper disposal of these materials.



PHOENIX SKY HARBOR  
INTERNATIONAL AIRPORT

America's Friendliest Airport™



PHOENIX DEER VALLEY AIRPORT



PHOENIX GOODYEAR AIRPORT

---

## City of Phoenix Aviation Department Rules & Regulations

---

### **Additional Notifications**

In addition to the regular emergency contacts, the following Aviation Department personnel may need to be contacted:

### **Aviation Department Planning and Environmental Division**

(602) 273-8861, Notify if a release is of a material other than Jet A fuel, the release area cannot be returned to its prior condition, or a release enters a storm or sanitary drain or bare soil.

### **Aviation Department Safety Officer**

(602) 273-3414, Cellular (602) 821-4436. Notify Aviation Department Safety Officer for any personnel safety issues related to fuel releases and releases of other regulated substances clean up procedures.

### **Documentation and Billings**

Airport Operations will initiate an investigation of the cause of a release, fill in the first part of a Release Billing Notice and forward the form to Facilities and Services for completion.

Fuel releases and releases of other regulated substances will be subject to the greater of actual costs or a minimum \$300.00 response and investigation fee if Aviation personnel provide clean up services. The on site Aviation Supervisor shall document on a work order all labor, equipment and supplies utilized for a release clean up.

Pavement destruction suspected as a result of a release shall be documented by the Aviation personnel on site who shall then notify the Airfield Maintenance Supervisor.

Discovery of a failure to report a release will result in the issuance of a Storm Water Notice of Violation and possible monetary penalty to the responsible party.

The Aviation Department shall recover all costs associated with a release, including clean up, generated materials disposal, regulatory and investigatory time, waste testing and pavement repair costs from the responsible party.





PHOENIX SKY HARBOR  
INTERNATIONAL AIRPORT

America's Friendliest Airport™



PHOENIX DEER VALLEY AIRPORT



PHOENIX GOODYEAR AIRPORT

---

City of Phoenix Aviation Department Rules & Regulations

---

The foregoing Rule and regulation is hereby amended this day of  
January 28, 2010.

Danny Murphy  
Aviation Director

Nancy Kesteloot  
Assistant Chief Counsel

## Appendix G – Record of Spills

**The record of spills is included with the copy of the SWPPP retained by the City of Phoenix Aviation Department. Please contact the City of Phoenix Aviation Department for more information.**

City of Phoenix Aviation Department  
2485 E. Buckeye Road  
Phoenix, AZ 85034-4420  
(602) 273-3040  
[AVN-Stormwater@phoenix.gov](mailto:AVN-Stormwater@phoenix.gov)



## **Appendix H – Spill Response Plan**



## Spill Response Plan Phoenix Deer Valley Airport

Facility Information	
Name:	
Address:	
Contact: <b>DVT Operations (623) 869-0977</b>	
<b>Spill Response Contact</b>	<b>Alternate Contact</b>
Name:	Name:
Office Phone:	Office Phone:
Cell Phone:	Cell Phone:

**When a spill occurs**, per AVN Rule & Regulation 01-01\*:

1. **Stop** the source of the spill if it is safe to do so.
2. **For all spills regardless of size**, call the Communications Center at **(602) 273-3311** and relay the following:
  - a. **Location**
  - b. **Material Spilled**
  - c. **Whether the release has been stopped**
  - d. **Approximate size of the spill**
  - e. **Aircraft and/or equipment involved**
  - f. **Whether your personnel are trained and capable of cleanup**
3. **Initiate** diversion actions (such as diking the leading edge of the spill with absorbent materials) if release is threatening structures, storm or sanitary drains or bare soil.
4. **Remain** on site in safe location and meet with Fire Department and Airport Operations (Command).
5. **Clean-up spills** upon approval from Command and appropriately dispose of waste.

\* [https://www.skyharbor.com/media/205fay33/rr\\_01-01-fuel-releasedc65f2a00c496a75a385ff0100f4265d.pdf](https://www.skyharbor.com/media/205fay33/rr_01-01-fuel-releasedc65f2a00c496a75a385ff0100f4265d.pdf)



# **Appendix I – Rule and Regulation 01-02 for Stormwater Enforcement**



## City of Phoenix Aviation Department Rules & Regulations

---

Number: R&R 01-02

**Authority:**

**This Rule and regulation is promulgated pursuant to Phoenix City Code Chapter IV, Article IV, Sections 4-12; 4-109; 4-116.**

The Environmental Protection Agency (EPA) has developed a National program to regulate storm water quality runoff from industrial and urban settings, protecting streams, rivers and lakes fed by these sources.

The EPA has issued a (NPDES) Permit to the City of Phoenix (as a municipality) and to the Phoenix airports (as an industrial source) imposing certain obligations and responsibilities. Airports and associated airline, fueling and FBO activities are specifically required by Federal law to obtain this permit and take certain actions to curtail runoff pollution from these activities. The airports' permits regulate the City's Aviation Department, its tenants and permittees (see the "Multi-Sector General Permit for Industrial Activities, National Pollutant Discharge Elimination Program (NPDES)", dated October 30, 2000, *Federal Register* Vol. 65, No. 210.)

Likewise, the City of Phoenix has the authority to regulate the use of the public storm drainage system. Phoenix City Code Chapter 32C was adopted to reduce to the maximum extent practicable the addition of pollutants such as fuels, chemicals and debris to storm water runoff to prevent violations of the City's NPDES permit or applicable water quality standards.

Phoenix City Code Section 4-109 requires any person who spills or otherwise releases a pollutant on airport property, including disposal of pre-flight check sump fuel on the ramp, to immediately remove the pollutant. Section 4-12 confers ultimate responsibility for all damages to airport property upon an airport tenant, whether caused by the tenant's employees or its contractors.

**Rules and Regulations:**

**Storm Water Enforcement**

This Rule explains the possible actions that the City of Phoenix Aviation Department may use to prevent pollution of the Waters of the United States (more specifically the Salt River, Agua Fria tributaries, or Cave Creek drainage) through the municipal storm drain system that provides surface drainage on the three City of Phoenix Airports. The Aviation Department believes that a policy specific for its airports will better ensure that all enforcement actions will be handled with fairness and with consideration for airport operations.





## City of Phoenix Aviation Department Rules & Regulations

---

### Initial Self-Reporting Policy/Tenant Responsibility

All tenants and permittees (collectively "tenants") shall report spills, releases and discharges of pollutants, or releases threatening to enter the storm drain system immediately to the Aviation Department. All releases of pollutants must be contained and removed by the tenant or upon request by the City of Phoenix Aviation Department Facilities and Services Division. All costs incurred to the Aviation Department due to the clean up of a tenant-related spill will be forwarded to the responsible tenant. Airport tenants who self-report and respond to such situations demonstrate good faith efforts to comply with this policy, and such action will be considered as a mitigating factor in any enforcement process. Generally, the Aviation Department will not initiate formal enforcement action on a self-reported, unavoidable discharge under circumstances when it is unreasonable to prevent such discharge if the discharge amount is minimal and poses no risk to human health or the environment. Improper disposal of pre-flight check sump fuel on to the ramp is cause for enforcement.

### Enforcement Criteria

When a violation of the City Storm Water Ordinance (Chapter 32C) or other applicable environmental regulation is identified, enforcement actions can be taken. The enforcement action (including the amount of any monetary penalties) will depend upon several factors:

1. Severity of the violation; the duration, quality and quantity of pollutants; and effect on public safety and the environment.
2. The violator's knowledge (either negligent or intentional) of the regulation being violated.
3. Any history of violations, including enforcement actions involving the site, business, or individual.
4. The effect of the enforcement action to act as a deterrent of similar violations in the regulated community.

### Levels of Enforcement

Several levels of enforcement actions are available to the City. The typical types of enforcement actions are listed below in increasing order of severity.

### Informal Enforcement Actions

Each violation will be documented with a written Notice of Violation (NOV) issued by on-site airport personnel. The NOV will require the violating facility to report the incident to the Aviation Environmental Section at (602) 273-8861 within 24 hours of receipt of the NOV. Weekend reporting can be left on the Aviation Department answering machine at the same phone number.





## City of Phoenix Aviation Department Rules & Regulations

---

Except for NOV's that are issued for improper sump fuel disposals, which are subject to the following paragraph of this rule, within 15 calendar days of receipt of the NOV, the violating facility must submit a detailed written report to the Aviation Environmental Section explaining how the incident took place and the corrective action taken to prevent future occurrences. If a tenant's contractor caused the violation, the contractor shall send a copy of the report to the tenant and the tenant is also required to submit a detailed written report. At a minimum, this report must address the following:

1. A summary of the names and positions of persons involved in the incident; equipment involved; and how the incident occurred, including time, place and materials and quantity released.
2. A detailed description of the investigation and conclusions.
3. How cleanup of released materials was performed, including equipment and materials used in the clean up, and how waste was disposed.
4. Corrective action a company has taken or plans to take and the time in which all-corrective action will be completed. If corrective action has not been completed within the 15-day period, a compliance schedule must be submitted for approval by the Aviation Department.
5. What changes to training, equipment, practices (best management practices), procedures, or personnel have been implemented to prevent future incidents from occurring.
6. The report must be signed by the supervisor/manager, and shall contain the following certification:

*"I certify under penalty of law that this document and all attachments were prepared under my direction or supervision in accordance with a system designed to assure that qualified personnel properly gather and evaluate the information submitted. Based on my inquiry of the person or persons who manage the system, or those persons directly responsible for gathering the information, the information submitted is, to the best of my knowledge and belief, true, accurate and complete. I am aware that there are significant penalties for submitting false information, including the possibility of fine and imprisonment for knowing violations."*

Failure to comply with these requirements will subject the violator to further enforcement actions. Compliance with this request does not preclude the City from taking additional enforcement action under its authority: Chapter 32C of the Phoenix City Code.





## City of Phoenix Aviation Department Rules & Regulations

---

If additional time is required in order to complete the written report, a written request for an extension must be submitted by the violating facility in time for City approval prior to the due date.

### Improper Sump Fuel Disposal NOVs

General Aviation tenants who fail to properly dispose of pre-flight fuel samples in accordance with the General Aviation Handbook will receive a written warning for the first violation. The second violation will result in a \$100.00 penalty. A third violation is grounds for termination of the violator's Aircraft Storage Permit.

### Airport Tenant Compliance

1. The Aviation Environmental Section shall notify the Deputy Director of Business and Properties for further enforcement action if any of the following occurs:
  - a. An airport tenant or permittee (collectively "tenant") has received two NOV's within a 24-month period; or
  - b. The tenant has failed to timely provide the detailed written report as required under Section I of this policy; or
  - c. The tenant fails to comply with the corrective actions that the tenant submitted; or
  - d. The tenant fails to follow the Airport's best management practices, or upon recommendation of the Aviation Department Environmental Section.
2. Tenant/NPDES Co-permittees: The Aviation Department has allowed eligible tenants to become co-permittees on the City of Phoenix National Pollutant Discharge Elimination System Storm Water Multi-Sector General Permit for Industrial Activities (the "NPDES Permit") as a means to save eligible tenants substantial costs of obtaining individual NPDES permits. Each tenant who has joined the City as a Co-permittee ("a NPDES Co-permittee") has signed an agreement that sets forth the terms and conditions for being retained on the NPDES permit (the "NPDES Amendment.")

In the event that Section (1 )(a), (b) or (c) of this paragraph applies to NPDES Co-permittee, the Deputy Director shall notify the tenant/NPDES Co-permittee's Chief Operating Officer or designee and shall establish a corrective action plan pursuant to the procedures that have been agreed to





## City of Phoenix Aviation Department Rules & Regulations

---

by the parties to achieve compliance with the NPDES Permit and Chapter 32C.

If a NPDES Co-permittee fails to comply with a corrective action plan, including best management practices or other requirements, such non-compliance may be deemed to be a material breach of the tenancy agreement or permit and may provide grounds to terminate the tenant's NPDES Co-Permittee status and/or its ability to do business on airport property.

3. Tenant/Non-NPDES Co-Permittees: If a tenant who has not signed a NPDES Agreement fails to comply with the NPDES Permit or Chapter 32C, the Environmental Section may refer the tenant to the appropriate Deputy Director for further enforcement action or termination of the tenant's permission to do business on Airport property. All Airport users should be aware that any industrial discharge or polluted runoff to the storm drain is a violation of federal law, unless it is specifically authorized by a NPDES permit.
4. The provisions of this Subsection shall be in addition to such other remedies as are provided by this Policy or otherwise provided by law.

### Formal Enforcement Actions

#### Compliance Status Review Meeting

In situations where prior enforcement actions have failed to produce compliance or a reasonable commitment to attain compliance by an established deadline, a "Notice of Compliance Status Review Meeting" letter will be issued to the violator. The Notice will establish a date, time and location for a meeting between the violator and City representatives. The meeting will be held to present evidence establishing the non-compliance and requesting the violator to "show cause" as to why the City should not engage in more serious enforcement actions. At the meeting, the City will review the violations, tenant's responses to the violations, explain the City enforcement policies and identify any potential penalties for non-compliance. An attempt will be made to reach an agreement on the type of compliance activity required. The terms of this agreement will be contained in a Storm Water Settlement Agreement. If agreement cannot be reached, the City may utilize all remedies available as it deems appropriate.





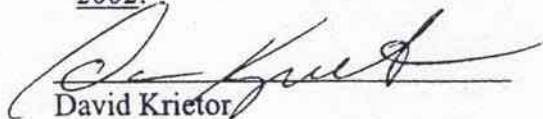
## City of Phoenix Aviation Department Rules & Regulations

---

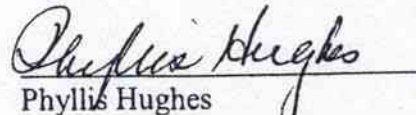
### References and Definitions

Storm Water Enforcement Procedures and Civil Penalty Policy, April 1997.

The foregoing Rule and regulation is hereby amended this day of January 24,  
2002.



David Krietor  
Aviation Director



Phyllis Hughes  
Assistant City Attorney

Storm Water Enforcement - Revised



**CITY OF PHOENIX  
AVIATION DEPARTMENT**

**STORM WATER ENFORCEMENT  
PROCEDURES AND CIVIL PENALTY  
POLICY**

**APRIL 28, 1997**



**CITY OF PHOENIX  
AVIATION DEPARTMENT**

**STORM WATER ENFORCEMENT PROCEDURES  
AND CIVIL PENALTY POLICY**

<b>SECTION</b>	<b>TITLE</b>	<b>PAGE NUMBER</b>
	INTRODUCTION	ii
Section I – Storm Water Discharge Enforcement Procedures . . . . .		1
A.	Purpose . . . . .	1
B.	Initial Self-Reporting Policy. . . . .	1
C.	Enforcement Criteria . . . . .	1
D.	Levels of Enforcement . . . . .	2
E.	Informal Enforcement Actions: Level 1 . . . . .	2
F.	Informal Enforcement: Level 2 . . . . .	3
G.	Formal Enforcement Actions . . . . .	4
Section II – Storm Water Discharge Civil Penalty Policy . . . . .		5
A.	Introduction . . . . .	5
B.	Purpose . . . . .	5
C.	Costs . . . . .	5
D.	Civil Penalty Authority . . . . .	5
E.	Seeking Civil Penalties . . . . .	5

Exhibit “A” Storm Water Discharge Civil Penalties

## INTRODUCTION

In 1972, Congress passed into law the Clean Water Act (CWA) amendments to remedy federal water pollution on a national basis. The amended CWA absolutely prohibits the discharge of any pollutant into waters of the United States via the public storm drain system unless the discharge is made in accordance with a National Pollutant Discharge Elimination System (NPDES) Permit. In Arizona, NPDES Permits are made available by the United States Environmental Protection Agency (EPA), setting forth conditions under which discharges may be made.

The EPA has issued a NPDES Permit to the City of Phoenix, as a whole, under the authority of the CWA. In addition, the EPA has issued a NPDES Storm Water Multi-Sector General Permit on a national basis to cover a wide variety of industrial activities. Included in the numerous industry-specific sections of the Multi-Sector NPDES Permit is Air Transportation, and associated activities, imposing obligations and responsibilities upon the City's Aviation Department, its tenants and permittees.

The Phoenix City Council has also authorized the City Manager or his designee to regulate the use of the public storm discharge system. Phoenix City Code Ch. 32C was adopted to reduce to the maximum extent practicable, the addition of pollutants to storm water to prevent violations of the City's NPDES permit or applicable water quality standards.

In 1994, the City of Phoenix Department of Street Transportation adopted a policy entitled "Storm Water Monitoring Enforcement Action" in order to comply with the City's NPDES Permit and Phoenix City Code Ch. 32C. Likewise, the City of Phoenix Aviation Department has adopted the Aviation Department Storm Water Enforcement Policy in order to save tenants the time and expense of applying for an individual NPDES Permit and to encourage the development of airport wide best management practices to prevent pollution of the airport's storm water drainage system.

Following is the Aviation Department Storm Water Enforcement Policy, which is applicable to Phoenix Sky Harbor International, Phoenix Goodyear Airport, and Deer Valley Airport. **It applies to all airport users whether or not they are co-permittees on the airports' NPDES Permit.**



**SECTION I**  
**CITY OF PHOENIX AVIATION DEPARTMENT**  
**STORM WATER DISCHARGE ENFORCEMENT PROCEDURES**  
**Effective Date: March 1, 1997**

- A. **PURPOSE** – These procedures explain the possible actions that the City of Phoenix Aviation Department may use to prevent pollution of the waters of the United States (more specifically the Salt River, Agua Fria tributaries, or Cave Creek drainage) through the municipal storm drain system for airport drainage. The Aviation Department believes that a policy specific for its airports will better ensure that all enforcement actions will be handled with fairness, and with consideration for airport operations. While Sections I and II of this policy contemplate actions that will be taken in ascending order, emergency situations or serious violations may call for immediate sanctions and by passing one or more of the less stringent actions.
- B. **INITIAL SELF-REPORTING POLICY/TENANT RESPONSIBILITY** – All tenants and permittees (collectively “Tenants”) shall report spills, releases and discharges of pollutants, or releases threatening the storm drain system immediately to the Aviation Department. Airport Tenants who self report demonstrate good faith efforts to comply with this policy and such action will be considered as a mitigating factor in the penalty process. Generally, the Aviation Department will not initiate formal enforcement action on a self-reported, unavoidable discharge under circumstances when it is unreasonable to prevent such discharge, the discharge amount is minimal and poses no risk to human health or the environment.

**Although Phoenix City Code Section 4-109 requires any person who spills a pollutant on airport property to immediately remove the pollutant, Section 4-12 confers ultimate responsibility for all damages to airport property upon an airport Tenant, whether caused by the Tenant’s employees or its contractor.**

- C. **ENFORCEMENT CRITERIA** – When a violation of the City Storm Water Ordinance (Chapter 32C) or other applicable environmental regulation is identified, enforcement actions can be taken. The enforcement action (including the amount of any monetary penalties) will depend upon several factors:
- 1) Severity of the violation; the duration, quality and quantity of pollutants, and effect on public safety and the environment.
  - 2) The violator’s knowledge (either negligent or intentional) of the regulation being violated.
  - 3) Any history of violations, including enforcement actions involving the site, business, or individual.

- 4) The effect of the enforcement action to act as a deterrent of similar violations in the regulated community.

D. **LEVELS OF ENFORCEMENT** – Several levels of enforcement actions are available to the City. The typical types of enforcement actions are listed below in increasing order of severity.

E. **INFORMAL ENFORCEMENT ACTIONS** – Each violation will be documented with a written Notice of Violation (NOV) issued by on-site airport personnel. The NOV will require the violating facility to report the incident to the Aviation Environmental Section, 273-8861, within 24 hours of receipt of the NOV. Weekend reporting can be left on the Aviation Department answering machine at the same phone number.

In addition, within fifteen (15) calendar days of receipt of the NOV, the violating facility must submit a detailed written report to the Aviation Environmental Section explaining how the incident took place and the corrective action taken to prevent future occurrences. If the violation was caused by a tenant's contractor, the contractor shall send a copy of the report to the tenant and the tenant is also required to submit a detailed written report. At a minimum, this report must address the following:

- 1) A summary of the name and positions of persons involved in the incident; equipment involved; and how the incident occurred, including time, place and materials and quantity released.
- 2) A detailed description of the investigation and conclusions.
- 3) How cleanup of released materials was performed, including equipment and materials used in the cleanup, and how waste was disposed.
- 4) Corrective action your company has taken or plans to take and the time in which all corrective action will be completed. If corrective action has not been completed within the fifteen (15) period, a compliance schedule must be submitted for approval by the Aviation Department.
- 5) What changes to training, equipment, practice (best management practices), procedures, or personnel have been implemented to prevent future incidents from occurring.
- 6) The report must be signed by the supervisor/manager, and shall contain the following certification:

“I certify under penalty of law that this document and all attachments were prepared under my direction or supervision in accordance with a system designed to assure that qualified personnel properly gather and evaluate the information submitted. Based on my inquiry of the persons who manage the system, or those persons directly responsible for gathering the information, the information submitted is, to



the best of my knowledge and belief, true, accurate, and complete. I am aware that there are significant penalties for submitting false information, including the possibility of fine and imprisonment for knowing violations.”

Failure to comply with these requirements will subject the violator to future enforcement actions. Compliance with this request does not preclude the City from taking additional enforcement action under its authority: Chapter 32C of the Phoenix City Code.

If additional time is required in order to complete the written report, a written request for an extension must be submitted by the violating facility in time for City approval prior to the due date.

#### **F. AIRPORT TENANT COMPLIANCE**

- 1) The Aviation Environmental Section shall notify the Deputy Director of Business and Properties (the “Deputy”) for further enforcement action if any of the following occurs:
  - (a) An airport tenant or permittee (collectively “Tenant”) has received two NOV’s within a twenty-four (24) month period; or
  - (b) The Tenant has failed to timely provide the detailed written report as required under Section I of this policy; or
  - (c) The Tenant fails to comply with the corrective actions that the Tenant submitted under Section I.
  - (d) The Tenant’s failure to follow the airport’s best management practices, or upon recommendation of the Aviation Department Environmental Section.
- 2) Tenant/NPDES Co-permittee - The Aviation Department allowed eligible Tenants to become co-permittees on the City of Phoenix National Pollutant Discharge Elimination System Storm Water Multi-Sector General Permit for Industrial Activities (the “NPDES Permit”) as means to save eligible Tenants substantial costs of obtaining individual NPDES permits. Each Tenant who has joined the City as a Co-permittee (“ a NPDES Co-permittee”) has signed an agreement that sets forth the terms and conditions for being retained on the NPDES permit (the “NPDES Amendment”).

In the event that Section I(F)(1)(a), (b) or (c) of this Policy applies to an NPDES Co-permittee, the Deputy shall notify the tenant/NPDES Co-permittee’s Chief Operating Officer or designee, and shall establish a corrective action plan pursuant to the procedures that have been agreed to by the parties to achieve compliance with the NPDES Permit and Chapter 32C.

If a NPDES Co-permittee fails to comply with a corrective action plan, including best management practices or other requirements, such non-compliance may be deemed to be a material breach of the tenancy agreement or permit and may provide grounds to terminate the tenant's NPDES Co-permittee status and/or its ability to do business on airport property.

- 3) Tenant/Non-NPDES Co-Permittees - If a Tenant who has not signed a NPDES Agreement fails to comply with the NPDES Permit or Chapter 32C, the Environmental Section may refer the Tenant to the appropriate Deputy for further enforcement action or termination of the Tenant's permission to do business on airport property. All airport users should be aware that any industrial discharge or polluted runoff to the storm drain is a violation of federal law, unless it is specifically authorized by a NPDES permit.
- 4) The Provisions of this Subsection I(F) shall be in addition to such other remedies as are provided by this Policy or otherwise provided by law.

#### **G. FORMAL ENFORCEMENT ACTIONS**

Compliance Status Review Meeting – In situations where prior enforcement actions have failed to produce compliance or a reasonable commitment to attain compliance by an established deadline, a “Notice of Compliance Status Review Meeting” letter will be issued to the violator, and City representatives. The meeting will be held to present evidence establishing the non-compliance and requesting the violator to “show cause” why the City should not engage in more serious enforcement actions. At the meeting, the City will review the violations, tenant's responses to the violations, explain the City enforcement policies, and identify any potential penalties for non-compliance. An attempt will be made to reach an agreement on the type of compliance activity required. The terms of this Agreement will be contained in a Storm Water Settlement Agreement. If agreement cannot be reached, then the City may utilize all remedies available as it deems appropriate.



## SECTION II

### STORM WATER DISCHARGE CIVIL PENALTY POLICY

- A. **INTRODUCTION** – The City of Phoenix (City) has developed a Storm Water Civil Penalty Policy (SCPP) for use City-wide that describes how the City will calculate civil penalties for instances of noncompliance with Chapter 32C of the Phoenix City Code. The SCPP is supplementary to Section I of this Policy and is intended for the use of City personnel and does not create any rights or obligations nor should it be used or relied upon by non-City personnel for any purpose. The City reserves the right to act at variance with the SCPP and to change it at any time without public notice.
- B. **PURPOSE** - The purpose of the SCPP is to (1) deter potential violators of the City Storm Water Ordinance (Chapter 32C); (2) provide fair and equitable treatment to the community, (3) facilitate swift resolution of environmental problems; (4) deter future noncompliance by providing an incentive to remain in compliance; (5) remove the economic benefit a person or business gains over others by not complying with the law; and (6) use in potential settlement discussions with violators.
- C. **COSTS** – Any costs associated with the violator(s) (such as sampling, analysis, investigation, surveillance) and any harm done to the environment or damage to City property is not included in the amount of the calculated penalty. Rather, these costs are separate and distinct from civil penalties and can be recovered in addition to any monetary penalty.
- D. **CIVIL PENALTY AUTHORITY** – Civil penalties are authorized under Section 32C-106(e) of the Phoenix City Code. The maximum civil penalty amount that can be imposed is Twenty Five Hundred Dollars (\$25,000) per day for each violation. Each day of continuing violation is a separate civil offense.
- E. **SEEKING CIVIL PENALTIES** – While the City may seek civil penalties for a single violation, generally, the City will seek penalties and damages in addition to cleanup costs under the following circumstances:
- 1) Three or more written notices of violation issued within a two (2) year time period.
  - 2) Failure to discontinue a prohibited action after being made aware of noncompliance.
  - 3) Failure to comply with the written instructions of a Notice of Violation.
  - 4) Any personal injury or property damage caused by the prohibited activity.
  - 5) Any other situation in which the City believes civil penalties are necessary.

**EXHIBIT “A”**  
**STORM WATER CIVIL PENALTIES**  
(Effective March 1997)

Dominant Pollutant	Penalty Base Amount	
	Discharge Less Than 500 Gallons	Discharge Greater Than 500 Gallons
Food-related Oil & Grease	\$ 200.00	\$ 500.00
Septic/Sanitary Waste	\$ 400.00	\$ 600.00
Acids and bases, batteries, cleaning supplies <sup>1</sup>	\$ 600.00	\$1,500.00
Automotive-related or aircraft related products <sup>2</sup>	\$ 800.00	\$1,500.00
Gasoline and other fuels <sup>3</sup>	\$1,000.00	\$1,500.00
Dissolved metals waste (e.g. Chromium, lead from batteries, etc.)	\$1,000.00	\$2,500.00
Paints, solvents, cleaners (halogen or other organic based type)	\$1,500.00	\$2,500.00
Pesticides/Herbicides	\$1,500.00	\$2,500.00
Medical Wastes (any quantity)	\$2,500.00	\$2,500.00
Mercury (any quantity)	\$2,500.00	\$2,500.00
Any other hazardous waste (as listed in 40 CFR Part 261) not covered above	\$1,500.00	\$2,500.00
Construction, debris, concrete, asphalt, gravel, soil	\$ 300.00 per incident	N/A
Hazardous substance, asbestos, etc.	\$1,500.00	\$2,500.00
Super-chlorinated water (ex: from aircraft backflushes)	\$ 400.00	N/A

The base amount of the civil penalty can be increased (not to exceed \$2,500.00, per violation), decreased (but not less than \$500.00, per violation) or remain the same after consideration of the following:

- 1. The seriousness of the violation;**
- 2. Any history of such violation;**
- 3. Any good faith efforts to comply with the applicable requirements;**
- 4. The economic impact of the penalty on the violator; and**
- 5. Such other factors as justice may require.**

<sup>1</sup> Acids include materials labeled as such (e.g., hydrochloric acid, sulfuric acid, etc.) or any materials with a pH of 4.0 or less.

Bases include materials labeled as such (e.g., sodium hydroxide, pH increaser, caustic soda, lye, etc.) or any materials with a pH of 10.0 or greater.

<sup>2</sup> “Automotive-related products” include engine oil, lube oils, brake fluid, transmission fluid, gear oil, anti-freeze, cleaners (carburetor, brake, engine, etc.) and other products used for vehicles or aircraft but does not include solvents, gasoline and other fuels.

<sup>3</sup> “Other fuels” include gasoline, aviation gas, diesel, kerosene, jet fuels or other petroleum based products used to run equipment or vehicles.



# NOTICE OF STORM WATER VIOLATION INSTRUCTIONS

## Your Company Is Required To:

- A. Immediately take measures to safely mitigate the impact of your release, or threatened release, to the environment. Obtain spill control equipment or perform measures to contain the release and clean the area. If so directed by Fire or Aviation Department personnel, an environmental emergency response contractor will be hired by your company.
- B. Supervisor/manager must call the airport Environmental Section at 602-273-3340 within 24 hours to report and acknowledge receipt of the Notice of Violation. Night and Weekend reporting can be left on the Aviation Department answering machine at the same phone number.
- C. **If your company was performing services for the airport or tenant when the incident occurred, report the incident to the airport or tenant.**
- D. Within 15 calendar days of the date of this Notice, submit a detailed written report on the Company Letterhead explaining why the incident occurred and the corrective action taken to prevent future occurrences. The letter is to be signed by original wet signature or legally binding secure electronic signature. At a minimum, the report must address the following:
  - 1) A summary of the names and positions of persons involved in the incident; equipment involved; how the incident occurred, including time, place, and materials and quantity released.
  - 2) A detailed description of the investigation and conclusions.
  - 3) How cleanup of released materials was performed, including equipment and materials used in the cleanup, and how waste was disposed.
  - 4) Corrective action your company has taken or plans to take and the time in which all corrective action will be completed. If corrective action has not been completed within the 15-day period, a compliance schedule must be submitted for approval by the Aviation Department.
  - 5) Please detail what changes to training, equipment, practices (control measures); procedures, or personnel have been implemented to prevent future incidents from occurring.
  - 6) The report must be signed by the supervisor/manager and shall contain the following certification:

**"I certify under penalty of law that this document and all attachments were prepared under my direction or supervision in accordance with a system designed to assure that qualified personnel properly gather and evaluate the information submitted. Based on my inquiry of the person or persons who manage the system, or those persons directly responsible for gathering the information, the information submitted is, to the best of my knowledge and belief, true, accurate, and complete. I am aware that there are significant penalties for submitting false information, including the possibility of fine and imprisonment for knowing violations."**

This report is due in 15 calendar days from the date of this Notice and shall be mailed or delivered to:

**City of Phoenix Aviation Department  
Planning & Environmental Division/Environmental Section  
2485 E. Buckeye Road  
Phoenix, Arizona 85034**

**cc: To the company for whom you were performing services, if applicable.**

Should you require additional time in order to complete the report, a request for an extension must be submitted to Planning & Environmental Division and approved prior to the due date.

FAILURE TO COMPLY WITH THE REQUIREMENTS OF THIS NOTICE WILL SUBJECT YOU TO FURTHER ACTION AND MAY JEOPARDIZE YOUR COMPANY'S STATUS AS A NATIONAL POLLUTANT DISCHARGE ELIMINATION SYSTEM (NPDES) CO-PERMITTEE AND/OR YOUR AUTHORIZATION TO CONDUCT BUSINESS ON AIRPORT PROPERTY. COMPLIANCE WITH THIS NOTICE DOES NOT PRECLUDE THE CITY FROM TAKING ADDITIONAL ENFORCEMENT ACTION UNDER CHAPTER 32C OF THE PHOENIX CITY CODE.



## NOTICE OF STORM WATER VIOLATION

AIRFIELD DRIVER PERMIT NUMBER:  N / A	DATE OF ISSUANCE: MO/ DAY/ YEAR:	DATE OF VIOLATION MO/ DAY/ YEAR:	TIME:	NOTICE NO.
VIOLATOR'S NAME:		VIOLATOR'S EMPLOYER:		
EMPLOYER'S ADDRESS:		TENANT TO WHOM CONTRACTED (If Applicable):		
VEHICLE I.D. NO/LICENSE PLATE:	IDENTIFY FAULTY EQUIPMENT (IF APPLICABLE):		LOCATION OF VIOLATION:	
DESCRIPTION OF VIOLATION:				
Related violations:				
VIOLATOR'S NAME (PRINT):		DEPT./DIV.		
VIOLATOR'S SIGNATURE:		VIOLATOR'S SUPERVISOR:		TELEPHONE NO.
ISSUED BY:		TITLE:		
<b>WRITTEN REPORT DUE WITHIN 15 DAYS – SEE ACCOMPANYING INSTRUCTIONS</b>				
<b>**NOTE:</b> Supervisor/Manager must acknowledge receipt of the Notice of Violation by calling 602-273-3340 and leaving a message within 24 hours				



## **Appendix J - Spill Prevention, Control and Countermeasure Certification Form (Blank)**



City of Phoenix Aviation Department

# POLLUTION PREVENTION TEAM

Ms. Lisa Farinas, C.M.  
Environmental Planning Project Manager  
City of Phoenix Aviation Department  
Planning & Environmental Division  
2485 East Buckeye Road  
Phoenix, AZ 85034  
[AVN-Stormwater@phoenix.gov](mailto:AVN-Stormwater@phoenix.gov)

Subject: Spill Prevention, Control, and Countermeasure (SPCC) Plan  
Annual Review Certification

Dear Ms. Farinas:

This letter acknowledges that \_\_\_\_\_ reviewed their facility Spill Prevention, Control, and Countermeasure (SPCC) Plan on \_\_\_\_\_ and completed annual SPCC training for the previous year.

In the past year, there has not been a change in the facility's design, construction, operation, or maintenance that materially affects the facility's potential for an oil discharge. Changes that would trigger a required update to the SPCC plan are listed on page 2. We understand that if relevant changes occur at the facility, an amendment is required to the Plan.

Changes 1 through 6 trigger a technical amendment to the Plan to address changes and updates must be certified by a Professional Engineer (PE). A Manager may do non-technical amendments, including Changes 7-8. In the future, if an amendment is required, we understand that it must occur no later than six (6) months after the change occurs and that the Plan must be implemented as soon as possible following any technical amendment, but no later than six (6) months from the date of the amendment. Once the Plan has been amended, we will send in a revised and certified copy to the City of Phoenix Aviation Department.

I certify under penalty of law that this document and all attachments were prepared under my direction or supervision in accordance with a system designed to assure that qualified personnel properly gathered and evaluated the information submitted. Based on my inquiry of the person or persons who manage the system, or those persons directly responsible for gathering the information, the information submitted is, to the best of my knowledge and belief, true, accurate, and complete. I am aware that there are significant penalties for submitting false information, including the possibility of fine and imprisonment for knowing violations.

Thank you,

(Signature)

---





## SPCC Plan – Annual Review Certification

Page 2

Changes that require a technical amendment:

1. Commissioned or decommissioned any containers;
2. Replaced, reconstructed, or moved any containers;
3. Reconstructed, replaced, or installed any piping systems;
4. Conducted any construction or demolition that has altered secondary containment structures;
5. Changed any products or services; or
6. Revised the standard operation, modified testing/inspection procedures, or used new or modified industrial standards or maintenance procedures.

Changes that require a non-technical amendment:

7. Change in the name or contact information of individuals responsible for the implementation of this Plan; or
8. Change in the name or contact information of spill response or cleanup contractors.

## **Appendix K – Routine Site Inspection Guidance Document**





## **ROUTINE SITE INSPECTION REQUIREMENTS**

Submit Inspection Documentation to [AVN-Stormwater@phoenix.gov](mailto:AVN-Stormwater@phoenix.gov)

As stated in the Stormwater Pollution Prevention Plan, it is required to conduct four Quarterly Routine Site Inspections (RSI) annually for Notice of Intent (NOI) permit holders at each City of Phoenix Airport. The City of Phoenix Aviation stormwater inspectors (Aviation) or their consultant stormwater inspectors typically conducts these RSIs. However, Aviation is offering selected co-permittees to conduct self-inspections based on their compliance history. This document outlines the submittal requirements of the PPT conducted quarterly RSIs.

Aviation will provide the quarters the RSIs will be conducted by the PPT member. PPT members shall submit RSI inspection documents to your assigned inspector for approval to satisfy the designated quarterly RSI requirement. Currently only two quarters per year may be authorized for PPT member to conduct their own RSI. The remaining two RSIs will be conducted by Aviation stormwater inspectors. Aviation stormwater inspectors will also continue to conduct "Wet" quarterly RSIs, regardless of the quarter.

PPT conducted RSI submittal must include the information listed below:

### **GENERAL INFORMATION**

- Name and address of facility
- Contact name
- Contact number
- Date of inspection submittal
- Name of airport for which this inspection applies
- Hours of operation

### **DOCUMENTATION**

- Completed monthly self-inspection forms
- Stormwater training certificates/training rosters for all new employees
- Chemical storage inventory

### **INSPECTION PHOTOS OF APPLICABLE AREAS**

- AVE Maintenance Areas
- AVE Cleaning Areas
- AVE Storage
- Material Storage Areas
- Fuel Systems and Fueling Areas
- Building and Ground Maintenance Areas
- Spill Kits
- Trash Areas

# **Appendix L – Routine Site Inspection Form (Blank)**

**The quarterly inspection forms for each company are included in the City of Phoenix Aviation Department stormwater database. Please contact the City of Phoenix Aviation Department for more information.**

City of Phoenix Aviation Department  
2485 E. Buckeye Road  
Phoenix, AZ 85034-4420  
(602) 273-3040  
[AVN-Stormwater@phoenix.gov](mailto:AVN-Stormwater@phoenix.gov)



**CITY OF PHOENIX AVIATION DEPARTMENT  
ROUTINE SITE INSPECTION FORM**

FACILITY INFORMATION					
Facility Name:				Airport:    PHX <input type="checkbox"/> DVT <input type="checkbox"/> GYR <input type="checkbox"/>	
Address:				NOI <input type="checkbox"/> NEC <input type="checkbox"/> PPT Member <input type="checkbox"/>	
				NOI/NEC No.:	Expires:
PPT MEMBER PRESENT					
Last Name	First Name	Email	Phone		
INSPECTION INFORMATION					
Site Visit Date:			Site Visit Time:		
INSPECTION INFORMATION					
Inspector:					
Inspector:					
WEATHER INFORMATION					
<input type="checkbox"/> Clear	<input type="checkbox"/> Cloudy	<input type="checkbox"/> Raining	<input type="checkbox"/> High Winds	Discharge/Runoff Occurring during RSI	<input type="checkbox"/> Yes <input type="checkbox"/> No
	Storage Location	Quantities	Chemicals		
(1) Fuel					
(2) Oil					
(3) Solvents					
(4) Soaps/Detergents					
(5) Paint					
(6) Herbicides/Pesticides					
(7) Fire-Fighting System					
(8) Other					

Activity <i>Driven by PPT Member Being Inspected</i>	Yes	No	Sub	Sub Performing Work	Performing Work For	Comments
<b>Aircraft, Vehicle, Equipment (AVE) Maintenance</b>						
Aircraft Maintenance						
Aircraft Painting/Stripping						
Equipment Maintenance						
Vehicle Maintenance						
Vehicle Painting/Stripping						
<b>Aircraft, Vehicle, Equipment (AVE) Cleaning</b>						
Aircraft Washing						
Vehicle Washing						
Equipment Washing						
Equipment Degreasing						
<b>Aircraft, Vehicle, Equipment (AVE) Storage</b>						
Aircraft Storage						
Vehicle Storage						
Equipment Storage						
<b>Material Storage Areas</b>						
Universal Waste (Batteries/Lamps)						
Hazardous Waste						
Used Oil Storage						
Chemical Storage						
Tanks (UST/AST)						
<b>SPCC</b>						
SPCC Plan						Expires: (Date)
SPCC Annual Certification						Expires: (Date)
<b>Fuel System and Fueling Areas</b>						
Aircraft Fueling						
Vehicle Fueling						
Equipment Fueling						
Fuel Storage						
<b>Building and Grounds Maintenance</b>						
Interior Floor Cleaning/Mopping						
Landscape Maintenance						
Pavement Sweeping						
Herbicides						
Pesticides						
Garbage Collection						
Pavement Painting/Stripping						
<b>Lav/Potable Water</b>						
Aircraft Sanitary Service						
Potable Water Service						
<b>Aircraft Deicing</b>						
Aircraft Deicing						
Runway/Taxiway Deicing						
<b>Other</b>						
OWS/Grease Trap						
Cargo Handling						
Subleased Hangar Space						
Fire-Fighting System (Hangars/Tanks)						
Construction						
<b>SWPPP Certification</b>						
SWPPP Certification						



## Activity Specific CMs

CM – DOCUMENTATION (1, 2, 3, 4, 5, 6, 7,8, 9)		Doc	No	N/A
<b>FACILITY INSPECTIONS AND MAINTENANCE DOCUMENTATION/PHOTO DOCUMENTATION</b>				
1.16	Copy of SWPPP (or can locate electronically)	<input type="checkbox"/>	<input type="checkbox"/>	<input type="checkbox"/>
1.13.7	NOI Authorization to Discharge/NEC available	<input type="checkbox"/>	<input type="checkbox"/>	<input type="checkbox"/>
5.7	SDSs available for chemicals stored/used on site (may be available by phone or electronically)	<input type="checkbox"/>	<input type="checkbox"/>	<input type="checkbox"/>
<b>INSPECTIONS (AT LEAST MONTHLY)</b>				
1.14	Stormwater inspection conducted at least monthly. Inspection records should include: <ul style="list-style-type: none"> <li>* Evidence of spills, leaks, or other non-stormwater discharge</li> <li>* Maintenance areas (2.10)</li> <li>* Wash areas (3.9)</li> <li>* AVE storage areas (4.6)</li> <li>* Material storage and transfer areas (5.13, 5.14)</li> <li>* Sumps and stormwater inlets (7.10)</li> <li>* Garbage collection areas (8.11)</li> <li>* Regulated waste storage areas (8.11)</li> <li>* Lavatory service equipment (9.8)</li> </ul>	<input type="checkbox"/>	<input type="checkbox"/>	<input type="checkbox"/>
1.14.2	Documentation of inspection deficiencies and corrections on monthly/weekly inspection forms	<input type="checkbox"/>	<input type="checkbox"/>	<input type="checkbox"/>
<b>OWS CLEANING/GREASE REMOVAL</b>				
7.10	OWS, tallow bins, and vent hoods cleaning records	<input type="checkbox"/>	<input type="checkbox"/>	<input type="checkbox"/>
<b>TRAINING</b>				
1.10	AVN Stormwater training for PPT Member (SWPPP training certificates available)	<input type="checkbox"/>	<input type="checkbox"/>	<input type="checkbox"/>
1.11	Stormwater training for employees with stormwater exposure (SWPPP sign in sheets and/or training certificates available)	<input type="checkbox"/>	<input type="checkbox"/>	<input type="checkbox"/>
1.12.1	Service Provider/Contractor education (10.8)	<input type="checkbox"/>	<input type="checkbox"/>	<input type="checkbox"/>
<b>REGULATED WASTE (Universal, Hazardous, Used Oil)</b>				
8.12	Regulated waste generation manifest and/or bill of laden (Universal waste and/or used oil) (COP acknowledges documentation was available, but does not verify accuracy)	<input type="checkbox"/>	<input type="checkbox"/>	<input type="checkbox"/>
5.13.1	Annual RCRA waste training	<input type="checkbox"/>	<input type="checkbox"/>	<input type="checkbox"/>
8.11	Regulated waste Inspections records	<input type="checkbox"/>	<input type="checkbox"/>	<input type="checkbox"/>
<b>SPCC PLAN (facilities with cumulative 1,320 AST or 42,000 UST)</b>				
5.17	Annual SPCC review certification submitted to Aviation	<input type="checkbox"/>	<input type="checkbox"/>	<input type="checkbox"/>
5.17.1	SPCC Plan provided to Aviation to reflect most recent facility changes/updates	<input type="checkbox"/>	<input type="checkbox"/>	<input type="checkbox"/>
6.9	Fueling areas, fueling vehicles/equipment, and storage tanks (SPCC) inspection records (6.10)	<input type="checkbox"/>	<input type="checkbox"/>	<input type="checkbox"/>
5.14.1	Annual SPCC Training	<input type="checkbox"/>	<input type="checkbox"/>	<input type="checkbox"/>
<b>TIER II CERTIFICATION</b>				
5.18	Annual Tier II certification submitted to Aviation	<input type="checkbox"/>	<input type="checkbox"/>	<input type="checkbox"/>
<b>WASH PLAN (Wash Service Providers)</b>				
3.10	Wash plan submitted and approved by Aviation within previous 3 years (3.11)	<input type="checkbox"/>	<input type="checkbox"/>	<input type="checkbox"/>
Comments (reference CM No.):				

## Activity Specific CMs

CM	CM – GENERAL (1)	Yes	No	N/A	Addressed
1.6.4	Signs of spill track out (drive through)	<input type="checkbox"/>	<input type="checkbox"/>	<input type="checkbox"/>	<input type="checkbox"/>
1.7.1	Spill(s) or staining (significant and/or wet) observed (during inspection)	<input type="checkbox"/>	<input type="checkbox"/>	<input type="checkbox"/>	<input type="checkbox"/>
1.7.2	Used spill response materials on ground (not properly picked up)	<input type="checkbox"/>	<input type="checkbox"/>	<input type="checkbox"/>	<input type="checkbox"/>
1.1	Materials stored and/or activities conducted indoors and/or under cover	<input type="checkbox"/>	<input type="checkbox"/>	<input type="checkbox"/>	<input type="checkbox"/>
1.2	Areas exposed to stormwater are clean and orderly	<input type="checkbox"/>	<input type="checkbox"/>	<input type="checkbox"/>	<input type="checkbox"/>
1.4	Spill Response Plan posted	<input type="checkbox"/>	<input type="checkbox"/>	<input type="checkbox"/>	<input type="checkbox"/>
1.8.2	“Do Not Use for Wash Down or Rinsing of Equipment” signs posted near outdoor hose bibs	<input type="checkbox"/>	<input type="checkbox"/>	<input type="checkbox"/>	<input type="checkbox"/>
10.1	Conditional Approval obtained through the TI Program prior to construction	<input type="checkbox"/>	<input type="checkbox"/>	<input type="checkbox"/>	<input type="checkbox"/>
<b>SPILL KITS</b>					
1.5.1	Spill kits located in areas where spills are likely to occur	<input type="checkbox"/>	<input type="checkbox"/>	<input type="checkbox"/>	<input type="checkbox"/>
1.5.2	Spill kits stocked with adequate materials for activities conducted in area	<input type="checkbox"/>	<input type="checkbox"/>	<input type="checkbox"/>	<input type="checkbox"/>
1.5.3	Spill kit(s) properly labeled	<input type="checkbox"/>	<input type="checkbox"/>	<input type="checkbox"/>	<input type="checkbox"/>
1.5.4	Spill kit(s) have a lid	<input type="checkbox"/>	<input type="checkbox"/>	<input type="checkbox"/>	<input type="checkbox"/>
1.5.5	Spill kits free of garbage, debris or used absorbent materials	<input type="checkbox"/>	<input type="checkbox"/>	<input type="checkbox"/>	<input type="checkbox"/>
2.7	Spill kits located on maintenance vehicles and in maintenance areas	<input type="checkbox"/>	<input type="checkbox"/>	<input type="checkbox"/>	<input type="checkbox"/>
2.8	Lead acid battery spill kits maintained near electric GSE charging stations/storage locations	<input type="checkbox"/>	<input type="checkbox"/>	<input type="checkbox"/>	<input type="checkbox"/>
6.6	Spill kits maintained on mobile refuelers	<input type="checkbox"/>	<input type="checkbox"/>	<input type="checkbox"/>	<input type="checkbox"/>
9.6	Spill kits maintained on lavatory service vehicles	<input type="checkbox"/>	<input type="checkbox"/>	<input type="checkbox"/>	<input type="checkbox"/>
Comments (reference CM No.):					

CM	CM – AIRCRAFT, GROUND VEHICLE, & EQUIPMENT (AVE) MAINTENANCE (2)	Yes	No	N/A	Addressed
2.1	Maintenance performed indoors or under storm-resistant cover	<input type="checkbox"/>	<input type="checkbox"/>	<input type="checkbox"/>	<input type="checkbox"/>
2.2	Cleaning, degreasing, and other products used indoors or under cover	<input type="checkbox"/>	<input type="checkbox"/>	<input type="checkbox"/>	<input type="checkbox"/>
2.3.2	Maintenance performed away from stormwater inlets	<input type="checkbox"/>	<input type="checkbox"/>	<input type="checkbox"/>	<input type="checkbox"/>
2.5	Vehicles and equipment properly maintained and not leaking	<input type="checkbox"/>	<input type="checkbox"/>	<input type="checkbox"/>	<input type="checkbox"/>
Comments (reference CM No.):					



## Activity Specific CMs

CM	CM – AIRCRAFT VEHICLE, & EQUIPMENT (AVE) CLEANING (3)	Yes	No	N/A	Addressed
3.3	Evidence of washing outside of designated area	<input type="checkbox"/>	<input type="checkbox"/>	<input type="checkbox"/>	<input type="checkbox"/>
3.7.4	Evidence of washing residues not collected during or after washing	<input type="checkbox"/>	<input type="checkbox"/>	<input type="checkbox"/>	<input type="checkbox"/>
3.3.2	Wash rack/wash area labeled	<input type="checkbox"/>	<input type="checkbox"/>	<input type="checkbox"/>	<input type="checkbox"/>
3.8	Wash area free of cracks or gaps in berms or surfaces	<input type="checkbox"/>	<input type="checkbox"/>	<input type="checkbox"/>	<input type="checkbox"/>
Comments (reference CM No.):					

CM	CM – AIRCRAFT VEHICLE, & EQUIPMENT (AVE) STORAGE (4)	Yes	No	N/A	Addressed
4.1	AVE storage area paved and properly maintained	<input type="checkbox"/>	<input type="checkbox"/>	<input type="checkbox"/>	<input type="checkbox"/>
4.2	AVE stored away from stormwater inlets	<input type="checkbox"/>	<input type="checkbox"/>	<input type="checkbox"/>	<input type="checkbox"/>
4.4.1	Fluids and batteries removed from AVE stored long-term (>30 day) (Unless approved by Aviation)	<input type="checkbox"/>	<input type="checkbox"/>	<input type="checkbox"/>	<input type="checkbox"/>
4.4.2	Stored AVE are free of excess buildup of grease/oil on equipment	<input type="checkbox"/>	<input type="checkbox"/>	<input type="checkbox"/>	<input type="checkbox"/>
4.5.1	Drip pans or absorbent pads used to contain leaks when needed	<input type="checkbox"/>	<input type="checkbox"/>	<input type="checkbox"/>	<input type="checkbox"/>
4.5.2	Drip pans not overflowing and absorbent pads not saturated	<input type="checkbox"/>	<input type="checkbox"/>	<input type="checkbox"/>	<input type="checkbox"/>
Comments (reference CM No.):					

CM	CM – MATERIAL STORAGE AREAS (5)	Yes	No	N/A	Addressed
5.1	Containers free of excessive oil/grease buildup	<input type="checkbox"/>	<input type="checkbox"/>	<input type="checkbox"/>	<input type="checkbox"/>
5.2.1	Materials stored indoors or under storm resistant cover	<input type="checkbox"/>	<input type="checkbox"/>	<input type="checkbox"/>	<input type="checkbox"/>
5.5	Materials/liquids used, stored, and transferred in paved areas, away from stormwater inlets	<input type="checkbox"/>	<input type="checkbox"/>	<input type="checkbox"/>	<input type="checkbox"/>
5.6.1	Materials/liquids stored with secondary containment	<input type="checkbox"/>	<input type="checkbox"/>	<input type="checkbox"/>	<input type="checkbox"/>
5.6.2	Secondary containment is free of liquids and/or debris	<input type="checkbox"/>	<input type="checkbox"/>	<input type="checkbox"/>	<input type="checkbox"/>
5.6.3	Secondary containment is adequately sized	<input type="checkbox"/>	<input type="checkbox"/>	<input type="checkbox"/>	<input type="checkbox"/>
5.6.4	Secondary containment is in good condition, free of cracks, holes, etc.	<input type="checkbox"/>	<input type="checkbox"/>	<input type="checkbox"/>	<input type="checkbox"/>
5.8	Materials/liquids stored in appropriate containers	<input type="checkbox"/>	<input type="checkbox"/>	<input type="checkbox"/>	<input type="checkbox"/>
5.9.1	Containers clearly labeled (5.9.2)	<input type="checkbox"/>	<input type="checkbox"/>	<input type="checkbox"/>	<input type="checkbox"/>
5.10	Materials orderly and waste collection piles, “bone yards”, eliminated	<input type="checkbox"/>	<input type="checkbox"/>	<input type="checkbox"/>	<input type="checkbox"/>
5.16	Material and liquid storage containers are in good condition (i.e., free of cracks, properly closes, etc.)	<input type="checkbox"/>	<input type="checkbox"/>	<input type="checkbox"/>	<input type="checkbox"/>
Comments (reference CM No.):					

## Activity Specific CMs

CM	CM – FUEL SYSTEMS AND FUELING AREAS (6)	Yes	No	N/A	Addressed
6.1	AVE fueling performed in paved areas	<input type="checkbox"/>	<input type="checkbox"/>	<input type="checkbox"/>	<input type="checkbox"/>
6.3	Vehicle fueling station fitted with “Do Not Top Off” signs	<input type="checkbox"/>	<input type="checkbox"/>	<input type="checkbox"/>	<input type="checkbox"/>
Comments (reference CM No.):					

CM	CM – BUILDING AND GROUNDS MAINTENANCE (7)	Yes	No	N/A	Addressed
7.4.1	Interior floor cleaning water disposed of in proper location (OWS, Mop Sink, SS)	<input type="checkbox"/>	<input type="checkbox"/>	<input type="checkbox"/>	<input type="checkbox"/>
7.5	Litter, garbage, landscape waste, sweepings and sediment disposed of properly	<input type="checkbox"/>	<input type="checkbox"/>	<input type="checkbox"/>	<input type="checkbox"/>
7.7.1	Stormwater inlets cleaned/maintained	<input type="checkbox"/>	<input type="checkbox"/>	<input type="checkbox"/>	<input type="checkbox"/>
7.7.2	Filter fabric used in stormwater inlets and in good condition and free of debris	<input type="checkbox"/>	<input type="checkbox"/>	<input type="checkbox"/>	<input type="checkbox"/>
Comments (reference CM No.):					

CM	CM – RECYCLING, COMPOSTING, SOLID WASTE HANDLING AND DISPOSAL (8)	Yes	No	N/A	Addressed
8.2.1	“Used Batteries” labeled, stored with secondary containment, and indoors/under cover	<input type="checkbox"/>	<input type="checkbox"/>	<input type="checkbox"/>	<input type="checkbox"/>
8.3.2	“Used oil containers and filters” labeled, stored with secondary containment, and indoors/under cover	<input type="checkbox"/>	<input type="checkbox"/>	<input type="checkbox"/>	<input type="checkbox"/>
8.8.1	Garbage and unusable material disposed of properly	<input type="checkbox"/>	<input type="checkbox"/>	<input type="checkbox"/>	<input type="checkbox"/>
8.8.2	Garbage and/or compost regularly picked up (dumpster not overloaded with material)	<input type="checkbox"/>	<input type="checkbox"/>	<input type="checkbox"/>	<input type="checkbox"/>
8.9.1	Garbage and/or composting receptacles have lids	<input type="checkbox"/>	<input type="checkbox"/>	<input type="checkbox"/>	<input type="checkbox"/>
8.9.2	Dumpster lids closed	<input type="checkbox"/>	<input type="checkbox"/>	<input type="checkbox"/>	<input type="checkbox"/>
8.9.3	Dumpster drains equipped with plugs	<input type="checkbox"/>	<input type="checkbox"/>	<input type="checkbox"/>	<input type="checkbox"/>
8.9.4	Garbage cart(s), garbage can(s), composting bin(s) or dumpster(s) free of leaks	<input type="checkbox"/>	<input type="checkbox"/>	<input type="checkbox"/>	<input type="checkbox"/>
8.9.5	Garbage collection and/or composting area properly maintained	<input type="checkbox"/>	<input type="checkbox"/>	<input type="checkbox"/>	<input type="checkbox"/>
Comments (reference CM No.):					

CM	CM – LAVATORY (9)	Yes	No	N/A	Addressed
9.2.2	Hoses, valves and equipment properly secured	<input type="checkbox"/>	<input type="checkbox"/>	<input type="checkbox"/>	<input type="checkbox"/>
9.2.5	Lavatory waste disposed of in proper location	<input type="checkbox"/>	<input type="checkbox"/>	<input type="checkbox"/>	<input type="checkbox"/>
9.2.6	Caps secure on lavatory cart/vehicle and on hose connections	<input type="checkbox"/>	<input type="checkbox"/>	<input type="checkbox"/>	<input type="checkbox"/>
9.2.7	Lavatory vehicle/cart regularly emptied to prevent waste overflow	<input type="checkbox"/>	<input type="checkbox"/>	<input type="checkbox"/>	<input type="checkbox"/>
Comments (reference CM No.):					



INSPECTION SUMMARY	
Notes	
Positive Comment	

INSPECTOR SIGNATURE		TIME COMPLETE	PPT MEMBER INITIALS
<p>I certify under penalty of law that this document and all attachments were prepared under my direction or supervision in accordance with a system designed to assure that qualified personnel properly gathered and evaluated the information submitted. Based on my inquiry of the person or persons who manage the system, or those persons directly responsible for gathering the information, the information submitted is, to the best of my knowledge and belief, true, accurate, and complete. I am aware that there are significant penalties for submitting false information, including the possibility of fine and imprisonment for knowing violations.</p>			
Inspector Name:			
Title:			
Inspector Signature			

**Appendix M – Self-inspection Form  
(Blank)**





# CITY OF PHOENIX AVIATION DEPARTMENT – STORMWATER POLLUTION PREVENTION

## MONTHLY INSPECTION CHECKLIST

<b>FACILITY INFORMATION</b>
Facility Name:
Address:

WEATHER	January	February	March
<b>Current Weather</b> Clear, Cloudy, Windy, or Raining? (Circle)			
<b>CONTROL MEASURES:</b> (Y=Compliant, N = Non-Compliant)	Y / N / NA	Y / N / NA	Y / N / NA
Areas Clean & Orderly?	Y / N / NA	Y / N / NA	Y / N / NA
Area Free of Spills and/or Staining?	Y / N / NA	Y / N / NA	Y / N / NA
Used Absorbent Disposed of Properly?	Y / N / NA	Y / N / NA	Y / N / NA
Spill Kits – Adequately Filled & Clean?	Y / N / NA	Y / N / NA	Y / N / NA
Chemicals – Label Properly?	Y / N / NA	Y / N / NA	Y / N / NA
Chemicals – Stored on Secondary Containment?	Y / N / NA	Y / N / NA	Y / N / NA
Secondary Containment – Good Condition?	Y / N / NA	Y / N / NA	Y / N / NA
Secondary Containment – Clean, Empty & Dry?	Y / N / NA	Y / N / NA	Y / N / NA
Trash Cans & Dumpsters - Closed & Not Overloaded?	Y / N / NA	Y / N / NA	Y / N / NA
Trash/FOD – Picked Up?	Y / N / NA	Y / N / NA	Y / N / NA
AVE – Not Leaking?	Y / N / NA	Y / N / NA	Y / N / NA
AVE – Stored Away from Storm Drains?	Y / N / NA	Y / N / NA	Y / N / NA
Lavatory – Caps on Discharge Connections?	Y / N / NA	Y / N / NA	Y / N / NA
AVE Washing – Designated Area Utilized?	Y / N / NA	Y / N / NA	Y / N / NA
Floor Washing – Mop Water Disposed of Properly (ex. mop sink)?	Y / N / NA	Y / N / NA	Y / N / NA
Regulated Waste - Stored & Disposed of Properly?	Y / N / NA	Y / N / NA	Y / N / NA
Records - SWPPP Notebook up to date, i.e. Training, NOI/NEC	Y / N / NA	Y / N / NA	Y / N / NA
CM Changes Required?	Y / N / NA	Y / N / NA	Y / N / NA
<b>Comments/Deviations/Follow-Up:</b>			
If "No" circled above, provide comment for each specific month.			

AVE – AIRCRAFT, VEHICLES AND EQUIPMENT

January	Signature _____	Name (Printed) _____	Title _____	Date and Time _____
February	Signature _____	Name (Printed) _____	Title _____	Date and Time _____
March	Signature _____	Name (Printed) _____	Title _____	Date and Time _____



# CITY OF PHOENIX AVIATION DEPARTMENT – STORMWATER POLLUTION PREVENTION

## MONTHLY INSPECTION CHECKLIST

FACILITY INFORMATION			
Facility Name:			
Address:			

WEATHER	April	May	June
<b>Current Weather</b> Clear, Cloudy, Windy, or Raining? (Circle)			
<b>CONTROL MEASURES:</b> (Y=Compliant, N = Non-Compliant)	Y / N / NA	Y / N / NA	Y / N / NA
Areas Clean & Orderly?	Y / N / NA	Y / N / NA	Y / N / NA
Area Free of Spills and/or Staining?	Y / N / NA	Y / N / NA	Y / N / NA
Used Absorbent Disposed of Properly?	Y / N / NA	Y / N / NA	Y / N / NA
Spill Kits – Adequately Filled & Clean?	Y / N / NA	Y / N / NA	Y / N / NA
Chemicals – Label Properly?	Y / N / NA	Y / N / NA	Y / N / NA
Chemicals – Stored on Secondary Containment?	Y / N / NA	Y / N / NA	Y / N / NA
Secondary Containment – Good Condition?	Y / N / NA	Y / N / NA	Y / N / NA
Secondary Containment – Clean, Empty & Dry?	Y / N / NA	Y / N / NA	Y / N / NA
Trash Cans & Dumpsters - Closed & Not Overloaded?	Y / N / NA	Y / N / NA	Y / N / NA
Trash/FOD – Picked Up?	Y / N / NA	Y / N / NA	Y / N / NA
AVE – Not Leaking?	Y / N / NA	Y / N / NA	Y / N / NA
AVE – Stored Away from Storm Drains?	Y / N / NA	Y / N / NA	Y / N / NA
Lavatory – Caps on Discharge Connections?	Y / N / NA	Y / N / NA	Y / N / NA
AVE Washing – Designated Area Utilized?	Y / N / NA	Y / N / NA	Y / N / NA
Floor Washing – Mop Water Disposed of Properly (ex. mop sink)?	Y / N / NA	Y / N / NA	Y / N / NA
Regulated Waste - Stored & Disposed of Properly?	Y / N / NA	Y / N / NA	Y / N / NA
Records - SWPPP Notebook up to date, i.e. Training, NOI/NEC	Y / N / NA	Y / N / NA	Y / N / NA
CM Changes Required?	Y / N / NA	Y / N / NA	Y / N / NA
<b>Comments/Deviations/Follow-Up:</b>			
If “No” circled above, provide comment for each specific month.			

AVE – AIRCRAFT, VEHICLES AND EQUIPMENT

April	_____	_____	_____	_____
	Signature	Name (Printed)	Title	Date and Time
May	_____	_____	_____	_____
	Signature	Name (Printed)	Title	Date and Time
June	_____	_____	_____	_____
	Signature	Name (Printed)	Title	Date and Time

**CITY OF PHOENIX AVIATION DEPARTMENT – STORMWATER POLLUTION PREVENTION**  
**MONTHLY INSPECTION CHECKLIST**



FACILITY INFORMATION
Facility Name:
Address:

WEATHER	July	August	September
<b>Current Weather</b> <b>Clear, Cloudy, Windy, or Raining?</b> <b>(Circle)</b>			
<b>CONTROL MEASURES:</b> (Y=Compliant, N = Non-Compliant)	Y / N / NA	Y / N / NA	Y / N / NA
Areas Clean & Orderly?	Y / N / NA	Y / N / NA	Y / N / NA
Area Free of Spills and/or Staining?	Y / N / NA	Y / N / NA	Y / N / NA
Used Absorbent Disposed of Properly?	Y / N / NA	Y / N / NA	Y / N / NA
Spill Kits – Adequately Filled & Clean?	Y / N / NA	Y / N / NA	Y / N / NA
Chemicals – Label Properly?	Y / N / NA	Y / N / NA	Y / N / NA
Chemicals – Stored on Secondary Containment?	Y / N / NA	Y / N / NA	Y / N / NA
Secondary Containment – Good Condition?	Y / N / NA	Y / N / NA	Y / N / NA
Secondary Containment – Clean, Empty & Dry?	Y / N / NA	Y / N / NA	Y / N / NA
Trash Cans & Dumpsters - Closed & Not Overloaded?	Y / N / NA	Y / N / NA	Y / N / NA
Trash/FOD – Picked Up?	Y / N / NA	Y / N / NA	Y / N / NA
AVE – Not Leaking?	Y / N / NA	Y / N / NA	Y / N / NA
AVE – Stored Away from Storm Drains?	Y / N / NA	Y / N / NA	Y / N / NA
Lavatory – Caps on Discharge Connections?	Y / N / NA	Y / N / NA	Y / N / NA
AVE Washing – Designated Area Utilized?	Y / N / NA	Y / N / NA	Y / N / NA
Floor Washing – Mop Water Disposed of Properly (ex. mop sink)?	Y / N / NA	Y / N / NA	Y / N / NA
Regulated Waste - Stored & Disposed of Properly?	Y / N / NA	Y / N / NA	Y / N / NA
Records - SWPPP Notebook up to date, i.e. Training, NOI/NEC	Y / N / NA	Y / N / NA	Y / N / NA
CM Changes Required?	Y / N / NA	Y / N / NA	Y / N / NA

Comments/Deviations/Follow-Up:
<i>If "No" circled above, provide comment for each specific month.</i>

AVE – AIRCRAFT, VEHICLES AND EQUIPMENT

July	Signature	Name (Printed)	Title	Date and Time
August	Signature	Name (Printed)	Title	Date and Time
September	Signature	Name (Printed)	Title	Date and Time





# CITY OF PHOENIX AVIATION DEPARTMENT – STORMWATER POLLUTION PREVENTION

## MONTHLY INSPECTION CHECKLIST

FACILITY INFORMATION			
Facility Name:			
Address:			

WEATHER	October	November	December
<b>Current Weather</b> Clear, Cloudy, Windy, or Raining? (Circle)			
<b>CONTROL MEASURES:</b> (Y=Compliant, N = Non-Compliant)	Y / N / NA	Y / N / NA	Y / N / NA
Areas Clean & Orderly?	Y / N / NA	Y / N / NA	Y / N / NA
Area Free of Spills and/or Staining?	Y / N / NA	Y / N / NA	Y / N / NA
Used Absorbent Disposed of Properly?	Y / N / NA	Y / N / NA	Y / N / NA
Spill Kits – Adequately Filled & Clean?	Y / N / NA	Y / N / NA	Y / N / NA
Chemicals –Label Properly?	Y / N / NA	Y / N / NA	Y / N / NA
Chemicals – Stored on Secondary Containment?	Y / N / NA	Y / N / NA	Y / N / NA
Secondary Containment – Good Condition?	Y / N / NA	Y / N / NA	Y / N / NA
Secondary Containment – Clean, Empty & Dry?	Y / N / NA	Y / N / NA	Y / N / NA
Trash Cans & Dumpsters - Closed & Not Overloaded?	Y / N / NA	Y / N / NA	Y / N / NA
Trash/FOD – Picked Up?	Y / N / NA	Y / N / NA	Y / N / NA
AVE – Not Leaking?	Y / N / NA	Y / N / NA	Y / N / NA
AVE – Stored Away from Storm Drains?	Y / N / NA	Y / N / NA	Y / N / NA
Lavatory – Caps on Discharge Connections?	Y / N / NA	Y / N / NA	Y / N / NA
AVE Washing – Designated Area Utilized?	Y / N / NA	Y / N / NA	Y / N / NA
Floor Washing – Mop Water Disposed of Properly (ex. mop sink)?	Y / N / NA	Y / N / NA	Y / N / NA
Regulated Waste - Stored & Disposed of Properly?	Y / N / NA	Y / N / NA	Y / N / NA
Records - SWPPP Notebook up to date, i.e. Training, NOI/NEC	Y / N / NA	Y / N / NA	Y / N / NA
CM Changes Required?	Y / N / NA	Y / N / NA	Y / N / NA
<b>Comments/Deviations/Follow-Up:</b>			
If “No” circled above, provide comment for each specific month.			

AVE – AIRCRAFT, VEHICLES AND EQUIPMENT

October

Signature

Name (Printed)

Title

Date and Time

November

Signature

Name (Printed)

Title

Date and Time

December

Signature

Name (Printed)

Title

Date and Time





















# Stormwater Pollution Prevention Weekly Inspection Checklist



Facility Name: \_\_\_\_\_

Month: \_\_\_\_\_

Year: \_\_\_\_\_

	Week 1	Week 2	Week 3	Week 4	Week 5
Weather – Clear, Cloudy, Windy, or Raining? (Circle)	   	   	   	   	   
Name					
Signature					
Title					
Date					
<b>Control Measures</b> (Y=Compliant, N = Non-Compliant, NA = Not Applicable)					
Areas Clean & Orderly?	Y / N / NA	Y / N / NA	Y / N / NA	Y / N / NA	Y / N / NA
Area Free of Spills and/or Staining?	Y / N / NA	Y / N / NA	Y / N / NA	Y / N / NA	Y / N / NA
Used Absorbent Disposed of Properly?	Y / N / NA	Y / N / NA	Y / N / NA	Y / N / NA	Y / N / NA
Spill Kits – Adequately Filled & Clean?	Y / N / NA	Y / N / NA	Y / N / NA	Y / N / NA	Y / N / NA
Chemicals – Label Properly?	Y / N / NA	Y / N / NA	Y / N / NA	Y / N / NA	Y / N / NA
Chemicals – Stored on Secondary Containment?	Y / N / NA	Y / N / NA	Y / N / NA	Y / N / NA	Y / N / NA
Secondary Containment – Good Condition?	Y / N / NA	Y / N / NA	Y / N / NA	Y / N / NA	Y / N / NA
Secondary Containment – Clean, Empty & Dry?	Y / N / NA	Y / N / NA	Y / N / NA	Y / N / NA	Y / N / NA
Trash Cans & Dumpsters – Closed & Not Overloaded?	Y / N / NA	Y / N / NA	Y / N / NA	Y / N / NA	Y / N / NA
Trash/FOD – Picked Up?	Y / N / NA	Y / N / NA	Y / N / NA	Y / N / NA	Y / N / NA
AVE – Not Leaking?	Y / N / NA	Y / N / NA	Y / N / NA	Y / N / NA	Y / N / NA
AVE – Stored Away from Storm Drains?	Y / N / NA	Y / N / NA	Y / N / NA	Y / N / NA	Y / N / NA
Lavatory – Caps on Discharge Connections?	Y / N / NA	Y / N / NA	Y / N / NA	Y / N / NA	Y / N / NA
AVE Washing – Designated Area Utilized?	Y / N / NA	Y / N / NA	Y / N / NA	Y / N / NA	Y / N / NA
Floor Washing – Mop Water Disposed of Properly (ex. mop sink)?	Y / N / NA	Y / N / NA	Y / N / NA	Y / N / NA	Y / N / NA
Regulated Waste – Stored and Disposed of Properly?	Y / N / NA	Y / N / NA	Y / N / NA	Y / N / NA	Y / N / NA
Records – SWPPP Notebook up to date, i.e. Training, NOI/NEC	Y / N / NA	Y / N / NA	Y / N / NA	Y / N / NA	Y / N / NA
CM Changes Required?	Y / N / NA	Y / N / NA	Y / N / NA	Y / N / NA	Y / N / NA
<b>Comments/Deviations/Follow-Up:</b>					

*If “No” circled above, provide comment.*

**Appendix N – Outfall Visual Assessment Form  
(Blank)**



# Stormwater Visual Assessment Report

## ► Facility Assessment Information

Name of Facility\*

- [Deer Valley Airport](#)

AZPDES Auth. AZPDES Auth. No. No.

- [AZMSG-80278](#)

Summer Wet Season: June 1 through October 31 | Winter Wet Season: November 1 through May 31  
Season

Summer 1

Summer 2

Winter 1

Winter 2

Date of Assessment

m/d/yyyy



Person(s) Collecting Sample Name

Title(s) Collecting Sample

Environmental Quality Specialist

Project Manager

Superintendent

Environmental Engineer/Scientist

Senior Environmental Engineer/Scientist

Principal Environmental Engineer/Scientist

Person(s) Examining Sample Name

Title(s) Examining Sample

Environmental Quality Specialist

Project Manager

Superintendent

Environmental Engineer/Scientist

Senior Environmental Engineer/Scientist

Principal Environmental Engineer/Scientist

Date & Time Discharge Began

m/d/yyyy



h:mm a



If sample not taken within first 30 minutes, explain why

Substitute Sample

Yes

No

Nature of Discharge

Rainfall

Snowmelt

No Discharge

Rainfall Amount (inches)

Date of Last Rainfall

m/d/yyyy



---

Previous Storm Ended > 72 hours Before Start of This Storm?

Yes

No

---

Amount of Last Rainfall (inches)

---

Identify probable sources of any observed stormwater contamination. Also, include any additional comments, descriptions of pictures taken, and any corrective actions necessary below (attach additional sheets as necessary). Attach pictures with descriptions as "x of Outfall 1", "x of Outfall 2", etc.

---

**► Notes**

Outfalls are listed in the order in which they were assessed, not numerical order.

The 72-hour interval can be waived when the previous storm did not yield a measurable discharge or if you are able to document (attach applicable documentation) that less than a 72-hour interval is representative of local storm events during the sampling period.

Debris is not a required water quality characteristic to be examined during a visual assessment. As a preventative measure debris, is removed when observed at an outfall.

Outfalls 10 and 11 drain areas where industrial activities do not occur and therefore are not sampled, as stated in the DVT SWPPP.

Normal stormwater samples are generally clear to light tan and slightly cloudy. Investigations will not be initiated for such samples.

Sample observed for settled solids after allowing the sample to sit for approximately one-half hour.

Colors correspond to drainage areas indicated in Figure 3 of the SWPPP.

---

**► Certification Statement**

"I certify under penalty of law that this document and all attachments were prepared under my direction or supervision in accordance with a system designed to assure that qualified personnel properly gathered and evaluated the information submitted. Based on my inquiry of the person or persons who manage the system, or those persons directly responsible for gathering the information, the information submitted is, to the best of my knowledge and belief, true, accurate, and complete. I am aware that there are significant penalties for submitting false information, including the possibility of fine and imprisonment for knowing violations."

Date Signed

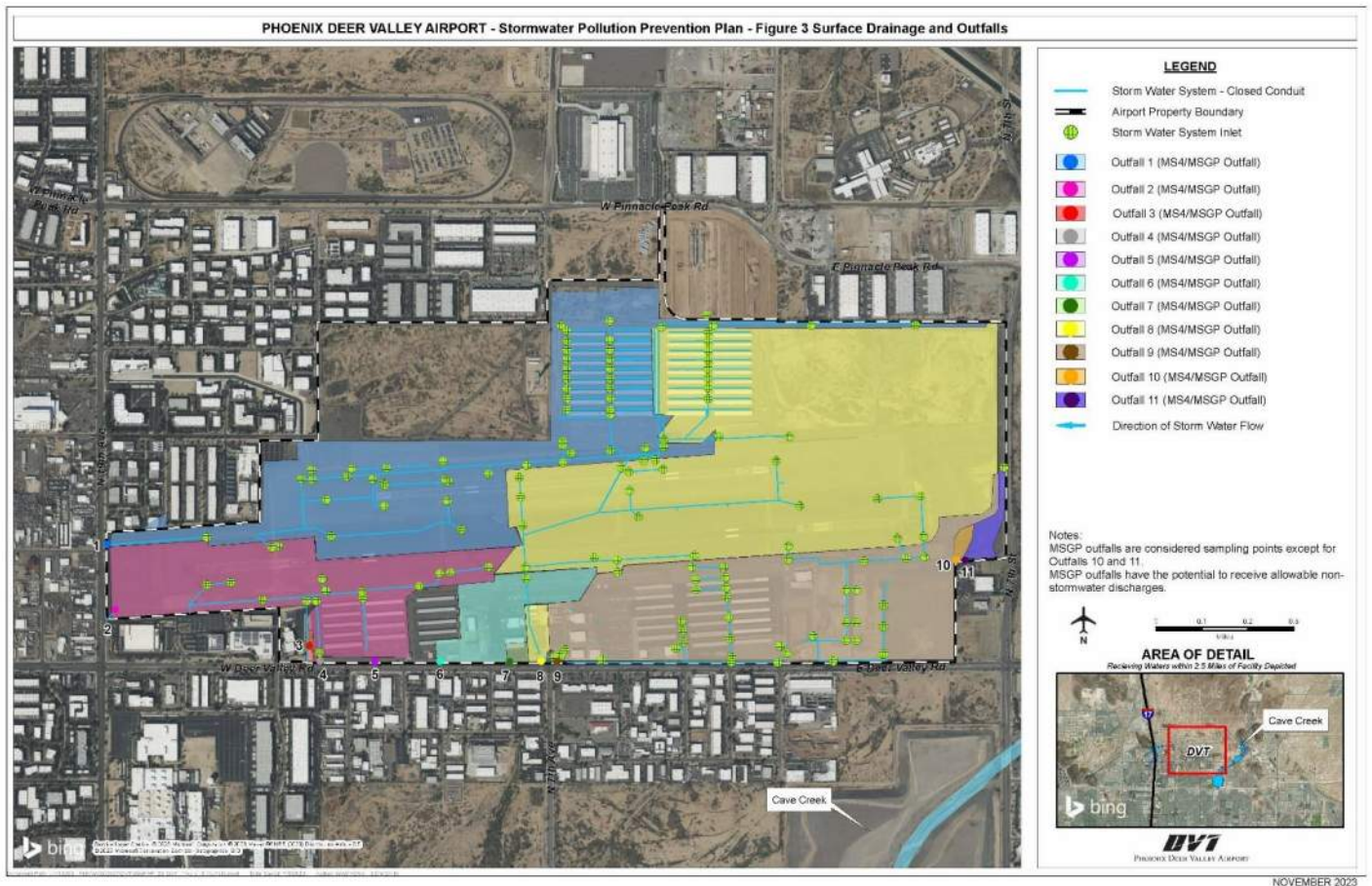
---

Certification Statement Signature

Signed By: [Inspector](#)

---

## Facility Map and Other Documents:



## Review

Engineer Signature:

Signed By: [Engineer](#)

Aviation Signature:

Signed By: [Aviation](#)



## Stormwater Visual Assessment – Outfall Checklist

### Select Outfall

#### Time Sample Collected



#### Time Examined



#### Outfall (Wet or Dry)

#### Outfall (Wet/Dry) Comments

#### Color\*

Normal stormwater samples are generally clear to light tan and slightly cloudy. Investigations will not be initiated for such samples.

#### Odor\* 0/8 selected

Select:

#### Clarity\*

#### Floating Solids\*

#### Settled Solids\*

#### Suspended Solids\*

---

**Foam (gently shake sample)\***

---

**Oil Sheen\***

---

**Other Obvious Indicators of Stormwater Pollution\***

---

**General Outfall Comments**

---

**Attach Outfall Photo(s)**

---

**Photo Comments**

---

**Identify probable sources of any observed stormwater contamination. Also, include any additional comments, descriptions of pictures taken, and any corrective actions necessary below (attach additional sheets as necessary). Attach pictures with descriptions as “x of Outfall 1”, “x of Outfall 2”, etc.**

---

**Appendix O – Outfall Routine Site  
Inspection Form (Blank)**



# Routine Site Inspection App Report

## ► Facility Assessment Information

Name of Facility\*


- Deer Valley Airport

AZPDES Auth. AZPDES Auth. No. No.


- AZMSG-80278

Quarter

Inspection Date




Time of Inspection



Person Inspecting

Title

Date of Last Rainfall



Weather Information

Discharge Occurring at  $\geq 1$  Outfalls

Inspection of Perimeter for Evidence of Run-on:

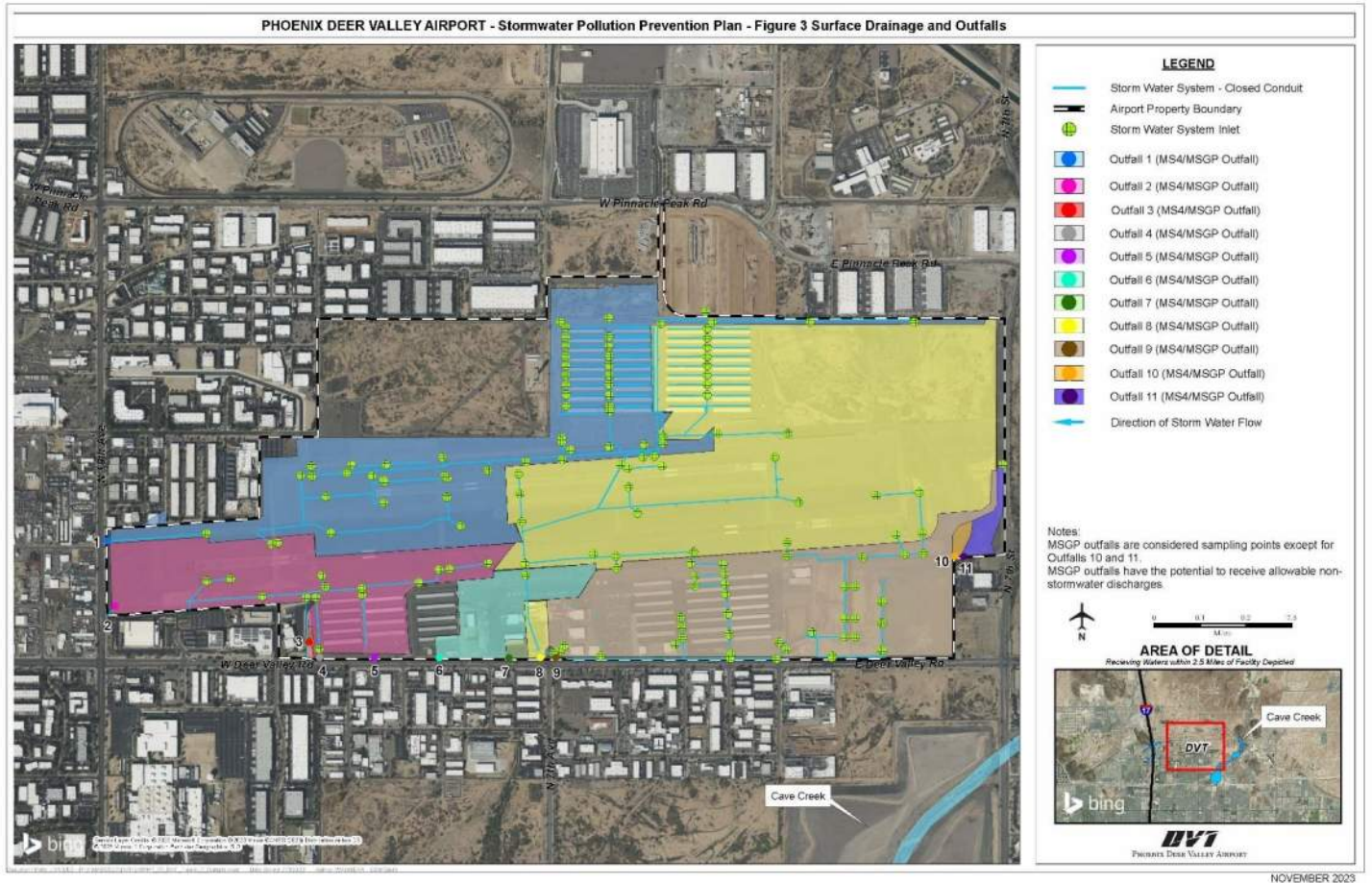
Evidence of, or the potential for, previously unidentified discharges of pollutants entering the site.

"I certify under penalty of law that this document and all attachments were prepared under my direction or supervision in accordance with a system designed to assure that qualified personnel properly gathered and evaluated the information submitted. Based on my inquiry of the person or persons who manage the system, or those persons directly responsible for gathering the information, the information submitted is, to the best of my knowledge and belief, true, accurate, and complete. I am aware that there are significant penalties for submitting false information, including the possibility of fine and imprisonment for knowing violations."

Certification Statement Signature

Signed By: Inspector

## Attach Facility Map:



Engineer Signature:

Signed By: [Engineer](#)

Aviation Signature:

Signed By: [Aviation](#)

### Notes

Outfalls 10 and 11 drain areas where industrial activities do not occur and therefore are not inspected, as stated in the DVT SWPPP.

Colors correspond to drainage areas indicated in Figure 3 of the SWPPP.

## Routine Site Inspection App – RSI\_Outfall Inspection Checklist

Outfall Name

Time Examined

h:mm a



Outfall (Wet or Dry)

Wet

Dry

Vegetation

None

Minimal

Moderate

Significant

Debris

None

Minimal

Moderate

Significant

Gates and Grates 0/5 selected

Select:

All

None

N/A

Clogged

Damaged

Functional

Secured

Concrete Surfaces (spalling, scaling, cracking)

No

Yes

Erosion

None

Minimal

Moderate

Significant

Evidence of Pollutants 0/8 selected

Select:

All

None

None

Foam

Odor

Sheen

Slick

Soilds

Staining

Other

Other Obvious Indicators of Stormwater Pollution

No

Yes

Comments

Include comments, descriptions of pictures taken, and any corrective actions necessary below (attach additional sheets as necessary). Attach pictures with descriptions as "x of Outfall 1," "x of Outfall 2," etc.

Photos



## **Appendix P - 5-Day Written Report (Blank)**

### 5-Day Written Report

(Non-compliance that may endanger health or the environment)

Submit the completed form to [stormwatercompliance@azdeq.gov](mailto:stormwatercompliance@azdeq.gov) or mail to:

ADEQ  
Surface Water Permits, MC 5415A-1  
1110 W. Washington Street  
Phoenix, AZ 85007

#### 1. Facility Information

Name of Permittee:

AZPDES Permit ID#

Provide, date, time, and contact information for the 24-hour oral notification:

#### 2. Information

Starting date of non-compliance:

Ending date of non-compliance:

Describe the issue of non-compliance that occurred at the site and the cause (if spill, provide material and amount):

If other agencies, departments notified, please describe:

Describe the period of non-compliance (dates and time):

If non-compliance has not already been corrected, how long is it expected to continue?

Describe the steps taken or planned to reduce, eliminate, and prevent the reoccurrence of non-compliance:

Describe any modifications or changes to, or replacement of control measures that were a result of non-compliance:



## Multi-Sector General Permit (MSGP)

**Was the Stormwater Pollution Prevention Plan (SWPPP) modified as a result of non-compliance? If so, describe:**

**Date of Last Stormwater Inspection:**

**Date of Next Scheduled Stormwater Inspection:**

Certification: I certify, under penalty of law, that the information and descriptions have been made under my direction and supervision, and under a system designed to ensure that qualified personnel properly gathered and evaluated the information used to determine whether the applicable requirements have been met. I am aware that there are significant penalties for false certification including the possibility of fine and imprisonment.

**Signature:**

**Date:**

**Print and place a copy of this form in your SWPPP.**



## **Appendix Q - Corrective Action Report Form (Blank)**

### Corrective Action Report (CAR)

*Pursuant to Permit Part 3.2, this form must be completed within 30 days of a discovery of any condition(s) listed in Part 3.1.1*

Submit the completed form to [stormwatercompliance@azdeq.gov](mailto:stormwatercompliance@azdeq.gov) or mail to:

ADEQ  
Surface Water Permits, MC 5415A-1  
1110 W. Washington Street  
Phoenix, AZ 85007

#### 1. Facility Information

<b>Name of Permittee:</b>	<b>AZPDES Permit ID#</b>
---------------------------	--------------------------

#### 2. Condition Requiring Corrective Action (Part 3.1.1)

**Condition triggering Corrective Action (choose all that apply):**

- ☐ An unauthorized discharge (e.g., non-stormwater discharge not authorized by this or another AZPDES permit to a Water of the U.S. or to a regulated MS4);
- ☐ The permittee becomes aware, or ADEQ determines, that a discharge from the site causes or contributes to an exceedance of applicable water quality standard(s);
- ☐ The permittee becomes aware, or ADEQ determines, that a discharge from the site to a water listed as not-attaining exceeds an adopted wasteload allocation (WLA) for the pollutant(s) causing the impairment;
- ☐ The permittee becomes aware, or ADEQ determines, that a discharge from the site to an Outstanding Arizona Water (OAW) is degrading water quality;
- ☐ A discharge from the site violates a numeric effluent limitation guideline (ELG).

#### 3. Within 72 Hours of Discovery of the Condition Requiring Corrective Action (Part 3.2.1)

**Within 72 hours of discovery of the incident that lead to Corrective Action, describe the following action items**

**How was incident discovered?**

**Condition that triggered Corrective Action:**

**Provide description of problem/ incident, including material type/ amount involved:**

**Date/ time problem was identified:**

**Location of the incident:**

The cause of the spill, leak, other release, or sampling exceedance:

List Outfall Name(s) and include corresponding locations (latitude/ longitude) :

Receiving water(s) affected:

Is receiving water (check all that apply): ☐ Impaired ☐ Not-attaining ☐ OAW ☐ None

#### 4. Within 14 Calendar Days of Discovery of the Condition Requiring Corrective Action (Part 3.2.2)

Within 14 calendar days of discovery (or before the next measurable storm event if possible, whichever is sooner) describe the following action items taken

Summary of Corrective Actions taken or to be taken:

Modifications to control measures or preventative measures taken, in order to prevent the reoccurrence of a discharge of a pollutant(s) or prevent further exceedance(s);

Was Stormwater Pollution Prevention Plan (SWPPP) Modification required: ☐ No ☐ Yes

If "yes" describe SWPPP modification(s):

Date Corrective Action initiated or will be initiated:

Date Corrective Action completed or expected to be completed:

Was the event that prompted corrective action, related to a sampling result: ☐ No ☐ Yes

If "yes", what is the date the DMR was or will be submitted:

Describe any contingency actions to be taken, including accelerated monitoring (if required):

If Corrective Actions cannot be completed within the required timeframes, describe reasons for the delay, provide an implementation schedule, and the back-up practices in place:

If no Corrective Action was taken, describe the basis for that determination:

If any MS4 was affected, please name the MS4(s):





## Multi-Sector General Permit (MSGP)

### Provide Dates and Result of the Last 4 Stormwater Inspections

Date: \_\_\_\_\_ Result of Inspection: ☐ In Compliance ☐ Modified, repaired, or replaced control measures

Date: \_\_\_\_\_ Result of Inspection: ☐ In Compliance ☐ Modified, repaired, or replaced control measures

Date: \_\_\_\_\_ Result of Inspection: ☐ In Compliance ☐ Modified, repaired, or replaced control measures

Date: \_\_\_\_\_ Result of Inspection: ☐ In Compliance ☐ Modified, repaired, or replaced control measures

Certification: I certify, under penalty of law, that the information and descriptions have been made under my direction and supervision, and under a system designed to ensure that qualified personnel properly gathered and evaluated the information used to determine whether the applicable requirements have been met. I am aware that there are significant penalties for false certification including the possibility of fine and imprisonment.

Signature: \_\_\_\_\_

Title: \_\_\_\_\_

Date: \_\_\_\_\_

**Print and place a copy of this form in your SWPPP.**

## **Appendix R – Spill Report Email Template**

# Spill Report Email Template

**Responsible Party/PPT Member:** TBD

**Reporting Party:** TBD

**Spill Date and Time:** TBD

**Spill Location:** TBD

**Material:** TBD

**Estimated Quantity:** TBD

**Estimated Quantity Entering Drain:** TBD

**Description of Spill/Cause:** TBD.

**Response Action:** TBD

**Pollutant Entered Storm Drain (MS4):** TBD

**Pollutant Contacted Soil:** TBD

**AVN Stormwater NOV Issued:** TBD

**NRC Reported Date/Time & Number:** TBD

**ADEQ Reported Date/Time:** TBD

**Comments:** TBD

<INSERT SNIP FROM SPILL TRACING TOOL TO SHOW ROUTE OF SPILL>




## **Appendix S – Signatory Authorization Forms**

# Signatory Authorization Form

I certify under penalty of law that this document and all attachments were prepared under my direction or supervision in accordance with a system designed to assure that qualified personnel properly gathered and evaluated the information submitted. Based on my inquiry of the person or persons who manage the system, or those persons directly responsible for gathering the information, the information submitted is, to the best of my knowledge and belief, true, accurate and complete. I am aware that there are significant penalties for submitting false information, including the possibility of fine and imprisonment for knowing violations.

**jordan feld**

 Digitally signed by jordan feld  
DN: cn=jordan feld, o, ou=city of phoenix, email=jordan.feld@phoenix.gov, c=US  
Date: 2025.04.07 07:38:11 -07'00'

---

Jordan D. Feld, CM, AICP

Date

Deputy Aviation Director - Planning & Environmental  
City of Phoenix Aviation Department

*In accordance with Appendix B, Part 9, the individual listed above is empowered to make this certification. Any other individual making this certification must be designated as a signatory authority, based on written delegation of authority from the Aviation Director.*



January 30, 2024

Mr. Trevor Baggiore  
Water Quality Division Director  
Arizona Department of Environmental Quality  
1110 West Washington Street  
Phoenix, AZ 85007

Subject: Authorization Letter for Delegation of Authority for Arizona Pollutant Discharge Elimination System General Permit for ADEQ Multi-Sector General Permit for Stormwater Discharges Associated with Industrial Activities at Phoenix Sky Harbor International, Phoenix Deer Valley and Phoenix Goodyear Airports

Dear Mr. Baggiore:

This letter is to inform you that Mr. Jordan D. Feld, Deputy Aviation Director, is the duly authorized representative for signature on Notices of Termination, Stormwater Pollution Prevention Plans, reports, certifications, or other information required by the permit and other information requested by ADEQ.

The documents to be signed will include the following certification statement.

*I certify under penalty of law that this document and all attachments were prepared under my direction or supervision in accordance with a system designed to assure that qualified personnel properly gathered and evaluated the information submitted. Based on my inquiry of the person or persons who manage the system or those persons directly responsible for gathering the information, the information submitted is, to the best of my knowledge and belief, true, accurate and complete. I am aware that there are significant penalties for submitting false information, including the possibility of fine and imprisonment for knowing violations.*

If you have any questions, please contact Ms. Lisa Farinas, Project Manager, at 602-722-6173.

A handwritten signature in blue ink, appearing to read "Chad R. Makovsky", written over a horizontal line.

Chad R. Makovsky, A.A.E.  
Aviation Director

A handwritten signature in blue ink, appearing to read "Jordan D. Feld", written over a horizontal line.  
Jordan Feld (Jan 30, 2024 13:06 MST)

Jordan D. Feld, CM, AICP  
Deputy Aviation Director





**Appendix T - SWPPP Certification Form  
(Blank)**



City of Phoenix Aviation Department

# POLLUTION PREVENTION TEAM

## Co-Permittee Certification of Stormwater Pollution Prevention Plan (SWPPP)

### Multi-Sector General Permit for Stormwater Discharges Associated with Industrial Activities AZMSG2024-001 (MSGP-2024)

The City of Phoenix Aviation Department (Aviation) has completed a comprehensive SWPPP update consistent with MSGP-2024.

"[Click here to enter your full facility name]" is a co-permittee with Aviation and has reviewed Aviation's MSGP-2024 Stormwater Pollution Prevention Plan (March 2025) located at <https://www.skyharbor.com/airport-business/phx-information/stormwater-environmental/> on "[Click here to enter date you reviewed SWPPP]" and performed annual employee environmental training (i.e. stormwater training and, if applicable, hazardous waste training) for the previous year.

By signing below, "[Click here to enter your full facility name]" acknowledges the receipt of Aviation's MSGP-2024 SWPPP and certifies "[Click here to enter your full facility name]" will comply with the requirements set forth in Aviation's current SWPPP.

---

(Signature)

---

(Date)

By its responsible corporate officer, general partner or proprietor, or principal executive officer or ranking elected official, or duly authorized individual per MSGP-2025 Appendix B. Standard Permit Conditions 9.a.i through iii.

"[Click here to enter name]"

"[Click here to enter facility name]"

## **Appendix U – Wash Plan Requirements**





City of Phoenix Aviation Department

# **POLLUTION PREVENTION TEAM**

## **WASH SERVICE PROVIDER - WASH PLAN REQUIREMENTS**

Submit Wash Plans to [AVN-Stormwater@phoenix.gov](mailto:AVN-Stormwater@phoenix.gov)

As required by this Stormwater Pollution Prevention Plan, a wash plan for each service provider for each City of Phoenix (COP) Airports must be submitted to, and approved by, the COP Aviation Department prior to any washing operations. This document outlines the required wash plan components.

No washing operations may be conducted until all the requested information has been obtained and approved by the COP Aviation Department. If there are any proposed changes to an existing approved wash plan, the COP Aviation Department must be notified prior to implementing the changes and an updated plan must be submitted and approved. Wash plans must be revised every 3 years.

### **GENERAL INFORMATION**

- Name of Wash Service Provider
- Contact Name
- Contact Number
- Date of wash plan submittal
- Name of Airport for which this plan applies
- Hours of washing operations

### **AIRCRAFT, VEHICLE AND EQUIPMENT (AVE) WASHING METHOD/OPERATIONS**

The methods must include the following information:

- Type of AVE intended for washing (i.e., private aircraft, cargo aircraft, airline aircraft, vehicle, airline equipment)
- Name of client(s) & frequency for which work will be conducted
- Method of application (i.e., Power washer, hand application, dry wax, etc.)
- Containment and/or retrieval methods (i.e., ramp scrubber, wash rack, booms, berms, etc.)
- Retrieved wash water disposal/elimination methods (i.e., numbered oil water separator or numbered interceptor, offsite disposal)
- If using COP wash rack, estimated volume of water used per wash (may provide duration of wash event)
- List of products used (must attach SDSs for each)
- Estimated volume of product used per wash
- Location of Washing (i.e., Concourse and Gate, must also be indicated on attached map)

### **REQUIRED ATTACHMENTS**

#### **SITE MAP**

Site map of area(s) in which washing will occur. The site must contain the following:

- Storm drain inlet locations
- Washing area location/outline (include location[s] of control structures)
- Distance (in feet) from washing area to nearest drain(s)
- Reference building/terminal/road, etc.
- North arrow

#### **SAFETY DATA SHEETS**

**Appendix V - Deicing Inspection Form  
(Blank)**

**CITY OF PHOENIX AVIATION DEPARTMENT  
PHOENIX SKY HARBOR AIRPORT  
MONTHLY DEICING INSPECTION FORM**

FACILITY INFORMATION	
PPT Member Facility: _____	
Airport: <b>DVT</b>	PPT Member Name: _____
Location: _____	Title: _____
Aircraft Tail Number: _____	Phone Number: _____
	Email: _____

INSPECTION INFORMATION	WEATHER INFORMATION
Inspection/Deicing Date: _____	<input type="checkbox"/> Clear
Deicing Hotline Call Time: _____	<input type="checkbox"/> Cloudy
Inspection/Deicing Start Time: _____	<input type="checkbox"/> Raining
Inspection/Deicing End Time: _____	<b>LAST RAIN EVENT:</b>
Quantity Used: _____	<input type="checkbox"/> w/in 24 hrs
Vacuum Scrubber Arrival Time: _____	<input type="checkbox"/> 24 - 72 hrs
Vacuum Scrubber Departure Time: _____	<input type="checkbox"/> 72 hrs +
Deicing Vehicle Storage Location: _____	<b>DEICING FLUID TYPE</b>
<b>GLYCOL DISPOSAL:</b>	<input type="checkbox"/> Type 1 Propylene (50%)/Water (50%)
<input type="checkbox"/> Recycled	<input type="checkbox"/> Type 1 Propylene (55%)/ Water (45%)
<input type="checkbox"/> Disposed	
Recovered Glycol Disposal Location: _____	<input type="checkbox"/> Other: _____

CM	DEICING CHEMICAL STORAGE LOCATION	Yes	No	N/A	Addressed
---	Photo taken of deicing chemical storage	<input type="checkbox"/>	<input style="color: red;" type="checkbox"/>	---	---
1.7.1	Spill(s) or staining (significant and/or wet) observed (during inspection)	<input style="color: red;" type="checkbox"/>	<input type="checkbox"/>	<input type="checkbox"/>	<input type="checkbox"/>
1.5.1	Spill kits located in areas where spills are likely to occur	<input type="checkbox"/>	<input style="color: red;" type="checkbox"/>	<input type="checkbox"/>	<input type="checkbox"/>
5.5	Liquids used, stored, and transferred in paved areas, away from stormwater inlets	<input type="checkbox"/>	<input style="color: red;" type="checkbox"/>	<input type="checkbox"/>	<input type="checkbox"/>
5.6.1	Materials/liquids stored with secondary containment	<input type="checkbox"/>	<input style="color: red;" type="checkbox"/>	<input type="checkbox"/>	<input type="checkbox"/>
5.6.2	Secondary containment is free of liquids and/or debris	<input type="checkbox"/>	<input style="color: red;" type="checkbox"/>	<input type="checkbox"/>	<input type="checkbox"/>
5.6.3	Secondary containment is adequately sized	<input type="checkbox"/>	<input style="color: red;" type="checkbox"/>	<input type="checkbox"/>	<input type="checkbox"/>
5.6.4	Secondary containment is in good condition, free of cracks, holes, etc.	<input type="checkbox"/>	<input style="color: red;" type="checkbox"/>	<input type="checkbox"/>	<input type="checkbox"/>
5.9.1	Containers clearly labeled (5.9.2)	<input type="checkbox"/>	<input style="color: red;" type="checkbox"/>	<input type="checkbox"/>	<input type="checkbox"/>
5.14	Material and liquid storage containers are in good condition (i.e., free of cracks, properly closes, etc.)	<input type="checkbox"/>	<input style="color: red;" type="checkbox"/>	<input type="checkbox"/>	<input type="checkbox"/>
Comments:					

\*If a red box is selected, add comments regarding the issue and action taken to address.



**CITY OF PHOENIX AVIATION DEPARTMENT  
PHOENIX SKY HARBOR AIRPORT  
DEICING INSPECTION FORM**

CM	DEICING VEHICLE STORAGE LOCATION	Yes	No	N/A	Addressed
---	Photo taken of deicing chemical storage	<input type="checkbox"/>	<input type="checkbox"/>	---	---
1.7.1	Spill(s) or staining (significant and/or wet) observed (during inspection)	<input type="checkbox"/>	<input type="checkbox"/>	<input type="checkbox"/>	<input type="checkbox"/>
4.1	AVE storage area paved and properly maintained	<input type="checkbox"/>	<input type="checkbox"/>	<input type="checkbox"/>	<input type="checkbox"/>
4.2	AVE stored away from stormwater inlets	<input type="checkbox"/>	<input type="checkbox"/>	<input type="checkbox"/>	<input type="checkbox"/>
Comments:					

CM	CM – DEICING	Yes	No	N/A	Addressed
---	Photo taken during application of deicing chemicals	<input type="checkbox"/>	<input type="checkbox"/>	<input type="checkbox"/>	---
---	Photo taken of discharge after aircraft leaves gate	<input type="checkbox"/>	<input type="checkbox"/>	<input type="checkbox"/>	---
---	Photo taken of vacuum scrubber in use	<input type="checkbox"/>	<input type="checkbox"/>	<input type="checkbox"/>	---
---	Photo taken of area after cleanup is complete	<input type="checkbox"/>	<input type="checkbox"/>	<input type="checkbox"/>	---
11.3	Deicing done in designated areas	<input type="checkbox"/>	<input type="checkbox"/>	<input type="checkbox"/>	<input type="checkbox"/>
11.4.1	Vacuum scrubber called before deicing operation begins, during rain event	<input type="checkbox"/>	<input type="checkbox"/>	<input type="checkbox"/>	<input type="checkbox"/>
11.5	Deicing materials collected and disposed of properly after use	<input type="checkbox"/>	<input type="checkbox"/>	<input type="checkbox"/>	<input type="checkbox"/>
11.7	Glycol spill socks placed round deicing operations during rain events	<input type="checkbox"/>	<input type="checkbox"/>	<input type="checkbox"/>	<input type="checkbox"/>
Comments:					

INSPECTION COMMENTS

INSPECTOR SIGNATURE		DATE COMPLETED	TIME COMPLETED
I certify under penalty of law that this document and all attachments were prepared under my direction or supervision in accordance with a system designed to assure that qualified personnel properly gathered and evaluated the information submitted. Based on my inquiry of the person or persons who manage the system, or those persons directly responsible for gathering the information, the information submitted is, to the best of my knowledge and belief, true, accurate, and complete. I am aware that there are significant penalties for submitting false information, including the possibility of fine and imprisonment for knowing violations.			
Name:			
Signature			

Please submit completed inspection form and photos to [avn-stormwater@phoenix.gov](mailto:avn-stormwater@phoenix.gov).

**CITY OF PHOENIX AVIATION DEPARTMENT  
PHOENIX SKY HARBOR AIRPORT  
MONTHLY ANTI-ICING INSPECTION FORM**

FACILITY INFORMATION	
PPT Member Facility: _____	
Airport: <b>DVT</b>	PPT Member Name:
Location:	Title:
Number of Aircraft Serviced:	Phone Number:
Aircraft Tail Number(s):	Email:

INSPECTION INFORMATION	WEATHER INFORMATION
Inspection/Filling Date:	<input type="checkbox"/> Clear
Deicing Hotline Call Time:	<input type="checkbox"/> Cloudy
Inspection/Filling Start Time:	<input type="checkbox"/> Raining
Inspection/Filling End Time:	<b>LAST RAIN EVENT:</b>
Quantity Used:	<input type="checkbox"/> w/in 24 hrs
Anti-Icing Vehicle Storage Location:	<input type="checkbox"/> 24 - 72 hrs
<b>TKS DISPOSAL:</b>	<input type="checkbox"/> 72 hrs +
<input type="checkbox"/> Recycled	<b>ANTI-ICING FLUID TYPE</b>
<input type="checkbox"/> Disposed	<input type="checkbox"/> TKS Blend
Recovered Anti-Icing Fluid Disposal Location:	<input type="checkbox"/> Other:

CM	ANTI-ICING CHEMICAL STORAGE LOCATION	Yes	No	N/A	Addressed
---	Photo taken of deicing chemical storage	<input type="checkbox"/>	<input style="color: red;" type="checkbox"/>	---	---
1.7.1	Spill(s) or staining (significant and/or wet) observed (during inspection)	<input style="color: red;" type="checkbox"/>	<input type="checkbox"/>	<input type="checkbox"/>	<input type="checkbox"/>
1.5.1	Spill kits located in areas where spills are likely to occur	<input type="checkbox"/>	<input style="color: red;" type="checkbox"/>	<input type="checkbox"/>	<input type="checkbox"/>
5.5	Liquids used, stored, and transferred in paved areas, away from stormwater inlets	<input type="checkbox"/>	<input style="color: red;" type="checkbox"/>	<input type="checkbox"/>	<input type="checkbox"/>
5.6.1	Materials/liquids stored with secondary containment	<input type="checkbox"/>	<input style="color: red;" type="checkbox"/>	<input type="checkbox"/>	<input type="checkbox"/>
5.6.2	Secondary containment is free of liquids and/or debris	<input type="checkbox"/>	<input style="color: red;" type="checkbox"/>	<input type="checkbox"/>	<input type="checkbox"/>
5.6.3	Secondary containment is adequately sized	<input type="checkbox"/>	<input style="color: red;" type="checkbox"/>	<input type="checkbox"/>	<input type="checkbox"/>
5.6.4	Secondary containment is in good condition, free of cracks, holes, etc.	<input type="checkbox"/>	<input style="color: red;" type="checkbox"/>	<input type="checkbox"/>	<input type="checkbox"/>
5.9.1	Containers clearly labeled (5.9.2)	<input type="checkbox"/>	<input style="color: red;" type="checkbox"/>	<input type="checkbox"/>	<input type="checkbox"/>
5.14	Material and liquid storage containers are in good condition (i.e., free of cracks, properly closes, etc.)	<input type="checkbox"/>	<input style="color: red;" type="checkbox"/>	<input type="checkbox"/>	<input type="checkbox"/>
Comments:					

\*If a red box is selected, add comments regarding the issue and action taken to address.

**CITY OF PHOENIX AVIATION DEPARTMENT  
PHOENIX SKY HARBOR AIRPORT  
MONTHLY ANTI-ICING INSPECTION FORM**

CM	ANTI-ICING VEHICLE STORAGE LOCATION	Yes	No	N/A	Addressed
---	Photo taken of deicing chemical storage	<input type="checkbox"/>	<input type="checkbox"/>	---	---
1.7.1	Spill(s) or staining (significant and/or wet) observed (during inspection)	<input type="checkbox"/>	<input type="checkbox"/>	<input type="checkbox"/>	<input type="checkbox"/>
4.1	AVE storage area paved and properly maintained	<input type="checkbox"/>	<input type="checkbox"/>	<input type="checkbox"/>	<input type="checkbox"/>
4.2	AVE stored away from stormwater inlets	<input type="checkbox"/>	<input type="checkbox"/>	<input type="checkbox"/>	<input type="checkbox"/>
Comments:					

CM	CM – ANTI-ICING	Yes	No	N/A	Addressed
---	Photo of servicing aircraft with anti-icing fluid	<input type="checkbox"/>	<input type="checkbox"/>	<input type="checkbox"/>	---
---	Photo of discharge after servicing aircraft	<input type="checkbox"/>	<input type="checkbox"/>	<input type="checkbox"/>	---
11.3	Deicing done in designated areas	<input type="checkbox"/>	<input type="checkbox"/>	<input type="checkbox"/>	<input type="checkbox"/>
11.5	Deicing materials collected and disposed of properly after use	<input type="checkbox"/>	<input type="checkbox"/>	<input type="checkbox"/>	<input type="checkbox"/>
11.7	Glycol spill socks placed round deicing operations during rain events	<input type="checkbox"/>	<input type="checkbox"/>	<input type="checkbox"/>	<input type="checkbox"/>
Comments:					

INSPECTION COMMENTS

INSPECTOR SIGNATURE		DATE COMPLETED	TIME COMPLETED
I certify under penalty of law that this document and all attachments were prepared under my direction or supervision in accordance with a system designed to assure that qualified personnel properly gathered and evaluated the information submitted. Based on my inquiry of the person or persons who manage the system, or those persons directly responsible for gathering the information, the information submitted is, to the best of my knowledge and belief, true, accurate, and complete. I am aware that there are significant penalties for submitting false information, including the possibility of fine and imprisonment for knowing violations.			
Name:			
Signature			

Please submit completed inspection form and photos to [avn-stormwater@phoenix.gov](mailto:avn-stormwater@phoenix.gov).



## **Appendix W – No Activities Certification Form**



City of Phoenix Aviation Department

# POLLUTION PREVENTION TEAM

Ms. Lisa Farinas  
City of Phoenix Aviation Department  
Planning & Environmental Division  
2485 East Buckeye Road  
Phoenix, Arizona 85034  
[AVN-Stormwater@phoenix.gov](mailto:AVN-Stormwater@phoenix.gov)

Subject: Routine Site Inspections Exception due to Inactive and Unstaffed Sites

Dear Ms. Farinas:

This letter is to inform you that \_\_\_\_\_ did not operate at \_\_\_\_\_ during \_\_\_\_\_.

Therefore, no industrial materials or activities were exposed to precipitation, in accordance with the requirements set forth in 40 C.F.R. §122.26(g)(4)(iii). We would like to utilize the Exceptions to Routine Site Inspections under Section 4.1.2 of the Arizona Department of Environmental Quality's Arizona Pollutant Discharge Elimination System (AZPDES) Industrial Stormwater Multi-Sector General Permit (MSGP)-2019 for inactive and unstaffed sites.

I certify under penalty of law that this document and all attachments were prepared under my direction or supervision in accordance with a system designed to assure that qualified personnel properly gathered and evaluated the information submitted. Based on my inquiry of the person or persons who manage the system, or those persons directly responsible for gathering the information, the information submitted is, to the best of my knowledge and belief, true, accurate, and complete. I am aware that there are significant penalties for submitting false information, including the possibility of fine and imprisonment for knowing violations.

Thank you,

Signature: \_\_\_\_\_

Print name: \_\_\_\_\_

Title: \_\_\_\_\_

## **Appendix X - Tier II Certification Form**





Ms. Lisa Farinas, C.M.  
Environmental Planning Project Manager  
City of Phoenix Aviation Department  
Planning & Environmental Division  
2485 East Buckeye Road  
Phoenix, AZ 85034  
AVN-Stormwater@phoenix.gov

Date: \_\_\_\_\_

Subject: Tier II  
Annual Review and Submittal Certification

Dear Ms. Farinas:

This letter acknowledges that \_\_\_\_\_ reviewed  
its facility materials and (place an **X** on the appropriate line below):

\_\_\_\_\_ Submitted its Tier II Report on ADEQ's myDEQ portal on

\_\_\_\_\_.

or

\_\_\_\_\_ Found the facility did not meet Tier II reporting requirements according to  
Sections 311 and 312 of the Emergency Planning and Community Right-to-  
Know Act (EPCRA) of 1986, or Title III of the Superfund Amendments and  
Reauthorization Act (SARA Title III) <https://www.ecfr.gov/current/title-40/chapter-I/subchapter-J/part-370> and reiterated in the Title 49 of the  
Arizona Revised Statutes, which are summarized at:  
<https://www.azdeq.gov/TierII>.

*I certify under penalty of law that this document and all attachments were prepared under my direction or supervision in accordance with a system designed to assure that qualified personnel properly gathered and evaluated the information submitted. Based on my inquiry of the person or persons who manage the system, or those persons directly responsible for gathering the information, the information submitted is, to the best of my knowledge and belief, true, accurate, and complete. I am aware that there are significant penalties for submitting false information, including the possibility of fine and imprisonment for knowing violations.*

Thank you,

---

Typed Name as Signature

---

Typed Job Title

## **Appendix Y – Revision History**

SWPPP Modification History	
Date	Revision
2011	<ol style="list-style-type: none"> <li>Sections 1 - 10 – The text was updated to comply with the AZPDES MSGP 2010 and to reflect current site conditions and practices.</li> <li>Tables 2.1 and 4.1 – Tables were updated to reflect 2011 inspections.</li> <li>Figures – All figures were updated to reflect current site conditions.</li> <li>Attachments – Order of attachments was updated to align with AZPDES MSGP 2010.</li> <li>Attachment 1 – AZPDES MSGP 2010 was added as Attachment 1</li> <li>Attachment 2 – The 2011 Notice of Intent (NOI) replaced the 2001 NOI.</li> <li>Attachment 3 – The control measures were updated to comply with the AZPDES MSGP 2010.</li> <li>Attachment 4 – The City of Phoenix Aviation Department Rules &amp; Regulations R&amp;R 01 was included.</li> <li>Attachment 5 – The list of spills, leaks and releases was replaced with information from 2009-2011.</li> <li>Attachment 6 – The spill response plan was added as an attachment.</li> <li>Attachment 7 – Training attendance sheets were included for 2010.</li> <li>Attachment 8 – The current quarterly inspection form was included.</li> <li>Attachment 9 – The current visual assessment form was included.</li> <li>Attachment 10 – The current comprehensive inspection form was included.</li> <li>Attachment 11 – Stormwater Enforcement Procedures and Civil Penalty Policy was added as an attachment.</li> <li>Attachment 12 – The corrective action report template was added as an attachment.</li> <li>Attachment 13 – The attachment was added as a placeholder for the annual reports.</li> <li>Attachment 14 – The signatory authority form and authorization letters for delegation of authority were added as attachments.</li> <li>Attachment 15 – The modification log was moved from the SWPPP text to this attachment.</li> </ol>
2012	No updates were made to the SWPPP.
2013	No updates were made to the SWPPP.
2014	<ol style="list-style-type: none"> <li>Acronyms – Added acronyms page.</li> <li>Sections 1 - 8 and 10 – The text was updated to reflect current site conditions and practices.</li> <li>Tables 2.1 and 4.1 – Tables were updated to reflect 2013 inspections.</li> <li>Figures – All figures were updated to reflect current site conditions.</li> <li>Attachment 3 – The control measures were reorganized into more categories to allow co-permittees to focus on the applicable categories. Additionally, control measure text was reworded into shorter, more direct measures to clarify requirements.</li> <li>Appendix 5 – The list of spills, leaks and releases was replaced with information from 2011-2014.</li> <li>Appendix 7 – Training attendance sheets were included for 2011-2013.</li> <li>Appendix 8 – Updated to include the current quarterly inspection form.</li> <li>Appendix 9 – Updated to include the current visual assessment form.</li> <li>Appendix 10 – Updated to include the current comprehensive inspection form.</li> <li>Appendix 12 – Updated to include corrective actions reports for 2012-2013.</li> <li>Appendix 13 – Updated to include the 2012 and 2013 annual reports.</li> <li>Appendix 15 – The table was updated to reflect changes to the current version of the SWPPP.</li> </ol>
2015	No updates were made to the SWPPP.



SWPPP Modification History	
Date	Revision
2016	<ol style="list-style-type: none"> <li>1. Acronyms, Sections 1 - 10 – The text was updated to reflect current site conditions and practices. References to Planning, Environmental and Capital Management Division was updated to Planning and Environmental Division throughout document. Reference to City of Phoenix Aviation Department as COPAD was updated to Aviation throughout document. Outfall 18 was added.</li> <li>2. Tables 2.1 and 4.1 – Tables were updated to reflect 2015 inspections.</li> <li>3. Figures – All figures were updated to reflect current site conditions.</li> <li>4. Attachments were renamed to Appendices.</li> <li>5. Appendix 3 – Control measures 2.2, 2.7, 2.9, 2.11, 5.8.4, 6.5.4, and 9.5.7 were added. Control measure 9.14 was updated.</li> <li>6. Appendix 5 – The list of spills, leaks and releases was replaced with information from 2012-2015.</li> <li>7. Appendix 7 – Updated to include training attendance sheets for 2012-2015.</li> <li>8. Appendix 8 – Updated to include the current quarterly inspection form.</li> <li>9. Appendix 9 – Updated to include the current visual assessment form.</li> <li>10. Appendix 10 – Updated to include the current comprehensive inspection form.</li> <li>11. Appendix 12 – Updated to include the corrective actions reports for 2012-2015.</li> <li>12. Appendix 13 – Updated to include the 2015 annual report.</li> <li>13. Appendix 14 – The authorization letters for delegation of authority were replaced to reflect Aviation Department management changes.</li> <li>14. Appendix 15 – The table was updated to reflect changes to the current version of the SWPPP.</li> </ol>
2017	No updates were made to the SWPPP.
2018	<ol style="list-style-type: none"> <li>1. Seal page – A seal page was added for Professional Engineer certification.</li> <li>2. Acronyms, Sections 1 - 7, 9, and 10 – The text was updated to reflect current site conditions and practices.</li> <li>3. Tables 2.1 and 4.1 – Tables were updated to reflect 2018 inspections.</li> <li>4. Figures – All figures were updated to reflect current site conditions.</li> <li>5. Appendix 2 – Replaced blank NOI with Airport Authorization to Discharge from the myDEQ system.</li> <li>6. Appendix 3 – The control measures were updated to make them more concise and more consistent across control measure categories.</li> <li>7. Appendix 5 – The list of spills, leaks and releases was replaced with information from 2016-2018</li> <li>8. Appendix 6 – The Spill Response Plan Replaced was replaced with the updated version.</li> <li>9. Appendix 7 – Updated to include training attendance sheets for 2016-2018</li> <li>10. Appendix 8 – Updated to include the current quarterly inspection form.</li> <li>11. Appendix 9 – Updated to include the current visual assessment form.</li> <li>12. Appendix 10 – Updated to include the current comprehensive inspection form.</li> <li>13. Appendix 12 – Updated to include corrective actions reports for 2016-2018.</li> <li>14. Appendix 13 – Updated to include the 2016, 2017, and 2018 annual reports.</li> <li>15. Appendix 14 – The authorization letter was replaced.</li> <li>16. Appendix 15 – The table was updated to reflect changes to the current version of the SWPPP.</li> </ol>

2019	<ol style="list-style-type: none"> <li>1. Seal page – The seal page was updated for certification of the current SWPPP.</li> <li>2. Acronyms – List was updated to reflect MSGP requirements and terms.</li> <li>3. Section 1 – The SWPPP was reorganized to follow the order listed in MSGP Part 5.1. Section was updated to reflect the new SWPPP organization and requirements.</li> <li>4. Section 2 – Description of PPT member was moved from other sections and grouped under this single section. Text related to the permit was updated to align with MSGP requirements. Tables 2-1 and 2-2 were added to fulfill requirements MSGP Part 8.S.3.3.</li> <li>5. Section 3 - Aviation Services was moved to this section to align with MSGP organization. General Location information was moved to Section 4 with the Site Map Requirements, to align with the organization per MSGP Part 5.1.</li> <li>6. Section 4 – Site Maps section was added to describe the requirements of MSGP Part 5.1.2 and follow the MSGP organization. Table 4-1 was added to reference where MSGP required information is included on the Figures.</li> <li>7. Section 5 – The section was reorganized for ease of locating information. The text was updated to reflect current site conditions and operations.</li> <li>8. Section 6 – The section was created to consolidate information on spills and leaks into a single location and follow the SWPPP requirements of MSGP Part 5.1.</li> <li>9. Section 7 – The section was created to follow the SWPPP requirements of MSGP Part 5.1. The list of allowable non-stormwater discharges was updated according to MSGP Part 1.1.3.1. Descriptions of the allowable non-stormwater discharges and whether they are likely to occur at PHX was added. The corrective actions section was updated per the requirements of MSGP Parts 3.1 and 3.2.</li> <li>10. Section 8 – The list of control measures to select from was updated to align with MSGP Part 2.2.1.1. Litter Garbage and Floatable Debris CM was removed from this section, as it is not required by the MSGP, but PHX will continue to implement specific CMs related to waste handling and disposal included in Appendix D.</li> <li>11. Section 9 – Section title and contents were updated to align with requirements of MSGP Part 5.1. Training requirements were updated per MSGP Part 2.2.1.2.8.</li> <li>12. Section 10 – Section was added and information was moved from the previous section to align with requirements and organization of MSGP Part 5.1. Inspection requirements were updated to remove the Comprehensive Facility Inspection and create the Routine Site Inspection per MSGP Part 4.1.</li> <li>13. Section 11 – Section was added and information was moved from previous sections to align with requirements of MSGP Part 5.1. A list of the outfalls, their location, and whether they are sampled was added to meet the requirements of MSGP Part 5.1. Verbiage was added to cover the requirements of MSGP Part 8.S.8. A description of visual assessment procedures and communications with PPT members about visual assessments was added to comply with MSGP Part 8.7.8.</li> <li>14. Section 12 – Section was added to align with requirements of MSGP Part 5.1. Information was included to comply with MSGP Part 6.1.1.</li> <li>15. Section 13 – Section was reorganized and information was added on requirements for PPT members, as well as Aviation. Section was also updated to include new SWPPP certification requirements per MSGP Part 8.S.3.3.</li> <li>16. Section 14 – Section was added and information was moved from other sections to align with the organization and requirements of MSGP Part 5.1. Reporting requirements were updated to more closely align with MSGP Appendix B. Recordkeeping requirements were updated to comply with MSGP Part 7.4.</li> <li>17. Section 15 – Modification requirements were updated to align with MSGP Part 5.3. The modifications table was moved from an appendix into the SWPPP text.</li> <li>18. Section 16 – Wording was updated to align with MSGP Part 5.4.</li> <li>19. Figures: <ul style="list-style-type: none"> <li>■ Figure 1 - Added to meet requirements of MSGP Part 5.1.2.</li> <li>■ Figures 2-5 – Numbering was updated. Contents were updated to reflect current site conditions.</li> </ul> </li> </ol>
------	---

SWPPP Modification History	
Date	Revision
	<p>20. Appendices:</p> <ul style="list-style-type: none"> <li>a. Appendices were changed from Appendix 1 – 15 to Appendix A - P. Order of the appendices was updated to follow contents of the SWPPP.</li> <li>b. Information within the Appendices was updated to reflect MSGP requirements and current site conditions.</li> <li>c. Former Table 2-1 was moved to Appendix A.</li> <li>d. Former Table 4-1 was moved to Appendix B.</li> <li>e. Appendix D Control Measures: <ul style="list-style-type: none"> <li>o General – Updated for consistent wording, to refer to “stormwater inlets” throughout.</li> <li>o General - Reorganized CMs to be consistent with MSGP CM organization.</li> <li>o General – Added CMs to specify location documents are kept to comply with MSGP requirements.</li> <li>o CM 9 – OWS were removed from this CM and moved to CM 1.</li> <li>o CM11 – Deicing CMs were added.</li> </ul> </li> <li>f. Appendix H – Former “Quarterly” Inspection form was updated to “Routine Site Inspection” form to comply with MSGP Part 4.1. Comprehensive Facility Inspection form was removed.</li> <li>g. Appendix K – Routine Site Inspection of Outfalls Inspection Form was added to comply with MSGP Part 4.1.1 requirements that routine inspections check outfalls and site perimeter for run on.</li> <li>h. Appendix L – R&amp;R 01-02 was added.</li> <li>i. Annual Reports Appendix was removed, as the MSGP does not require Annual Reports.</li> <li>j. Appendix O – Added to include the PPT member SWPPP certification required by MSGP Part 8.S.3.3.</li> </ul>
2020	<ul style="list-style-type: none"> <li>1. Figures <ul style="list-style-type: none"> <li>a. Figure 2 was updated to reflect current site conditions including updating PPT member activity areas, potential pollutants, activities and stormwater control features. Symbols were updated to differentiate features.</li> <li>b. Figure 3 symbols were updated to differentiate features.</li> <li>c. Figure 4 was updated to include additional significant spill locations in 2020. Symbols were updated to differentiate features.</li> </ul> </li> <li>2. Appendices <ul style="list-style-type: none"> <li>a. Appendices C and D – Pollution Prevention Team Members and Activities were updated to reflect current site conditions</li> <li>b. Appendix F – Spill Report was updated to include additional significant spill locations.</li> </ul> </li> </ul>



SWPPP Modification History	
Date	Revision
2021	<ol style="list-style-type: none"> <li>1. Table of Contents – The SWPPP was reorganized to reduce duplicative text and enhance usability. Sections were combined including 3 and 4; 8 and 9; and 12, 13 and 14. Section numbers were updated to be sequential following the reorganization.</li> <li>2. Section 1 was updated to provide clarity on applicability, describe the reorganized SWPPP structure and provide an accurate description of the stormwater program.</li> <li>3. Section 2 was updated to differentiate between co-permittee and non-co-permittee facilities and to include applicable roles and responsibilities.</li> <li>4. Section 3 was updated to include a complete description of the site and provide clarification on requirements of site maps.</li> <li>5. Section 4 was updated to reflect current site conditions. Targeted pollutants and general descriptions of control measures were removed from the text to avoid duplication with the Control Measures now included in Appendix A.</li> <li>6. Section 5 was condensed to remove redundant text.</li> <li>7. Section 6 was updated to describe the process for evaluating non-stormwater discharges. The sub-section for Corrective Actions was moved to the Reporting section for usability as this requirement applies to multiple situations.</li> <li>8. Section 7 was updated to reflect current site conditions including the addition of structural control measures. Training descriptions were updated to match Aviation's process and the MSGP requirements.</li> <li>9. Section 8 was updated to clearly distinguish requirements for inspections. A subsection was added for monthly self-inspections and monthly deicing inspections for those that deice, as guidance for PPT members.</li> <li>10. Section 9 was updated to reflect Aviation's current processes and to identify non-applicability to specific sampling requirements identified in the MSGP.</li> <li>11. Section 10 was updated to include requirements for reporting in one section and incorporate Aviation's rules and regulations reporting.</li> <li>12. Section 11 was updated to include requirements related to administration of the SWPPP in one location. The revision history table was moved to the appendices to allow for easier updates.</li> <li>13. Figures <ol style="list-style-type: none"> <li>a. Figure 5 was removed as it was not a requirement of the MSGP.</li> </ol> </li> <li>14. Appendices <ol style="list-style-type: none"> <li>a. Appendices were rearranged such that control measures were first and the remaining appendices are ordered as they appear in the SWPPP. The MSGP file was removed from the appendices and incorporated as a link to the online file.</li> <li>b. Appendix A – Control Measures was updated to reflect current Aviation processes and provide greater clarity and guidance to PPT members.</li> <li>c. Appendix I – SPCC Annual Review Form was added as a new appendix.</li> <li>d. Appendix K – Self-inspection Form was added as a new appendix. The form was revised to include deicing inspection criteria for those that deice.</li> <li>e. Appendix N – Corrective Action Template was updated to include the revised form.</li> <li>f. Appendix Q – Revision History was added as a new appendix and updated with revisions.</li> </ol> </li> </ol>
2022	No updates were made to the SWPPP.

SWPPP Modification History	
Date	Revision
2023	<ol style="list-style-type: none"> <li>1. Seal page – The seal page was updated for certification of the current SWPPP.</li> <li>2. Acronyms – List was updated to reflect MSGP and terms used in the this SWPPP.</li> <li>3. Table of Contents – page numbers, heading, and tables were updated to align with SWPPP contents.</li> <li>4. Section 1 was updated to reference the September 2021 MSGP modifications and define key program roles.</li> <li>5. Section 2 was updated to include PPT member tiers.</li> <li>6. Section 3 was updated to include current airport information.</li> <li>7. Section 4 was updated to reflect current site conditions.</li> <li>8. Section 5 was updated to reflect current site conditions.</li> <li>9. Section 6 was updated to reflect current site conditions.</li> <li>10. Section 7 was updated to reflect current site conditions. Training descriptions were updated to match the current process.</li> <li>11. Section 8 was updated to include the option for PPT member-conducted RSIs and clarify wet inspection requirements for mobile service providers.</li> <li>12. Section 9 was updated to reflect Aviation’s current processes and include 5-day written reports.</li> <li>13. Section 10 was updated to clearly outline the reporting requirements for corrective actions.</li> <li>14. Section 11 was updated to include signature requirements for 5-day reports and requirement to e-sign NOIs and NECs.</li> <li>15. Figures <ol style="list-style-type: none"> <li>a. Figure 2 was updated to reflect current site conditions including updating PPT member activity areas, potential pollutants, activities and stormwater control features.</li> <li>b. Figure 4 was updated to include additional current spill locations and to reflect current PPT areas.</li> </ol> </li> <li>16. Appendices <ol style="list-style-type: none"> <li>a. Appendices were renumbered to reflect addition of new appendices listed below.</li> <li>b. Appendix A – Control Measures was updated to reflect current Aviation processes, provide greater clarity, and remove duplicate requirements.</li> <li>c. Appendix B – PPT Member Tier Responsibilities, Communication and Recordkeeping was added to define PPT Members applicable roles and responsibilities.</li> <li>d. Appendix C – The NOI was replaced with the current NOI and Notice of Intent Authorization Certificate was added.</li> <li>e. Appendices D and E – Pollution Prevention Team Members and Activities were updated to reflect current site conditions</li> <li>f. Appendix G – Spill Report was updated to include current list of significant spills.</li> <li>g. Appendix J – SPCC Annual Review Certification template was replaced with the current template.</li> <li>h. Appendix K – Routine Site Inspection Guidance Document was added to layout requirements for PPT member-conducted RSIs.</li> <li>i. Appendix L – RSI Form was replaced with current form.</li> <li>j. Appendix M – Self-inspection Form was replaced with current form.</li> <li>k. Appendix P – 5-Day Written Report template was added for use in preparing 5-Day Written Reports to ADEQ.</li> <li>l. Appendix R – Spill Report Email template was added to provide guidance on information required following a spill.</li> <li>m. Appendix T – SWPPP Certification Form template was replaced with the current form.</li> <li>n. Appendix U – Wash Plan Requirements was added to provide guidance on preparing a wash plan.</li> <li>o. Appendix V – Deicing Inspection Form was added for use in monthly deicing season inspections.</li> <li>p. Appendix W – Revision History was updated to reflect the current SWPPP revisions.</li> </ol> </li> </ol>

SWPPP Modification History	
Date	Revision
2024	<ol style="list-style-type: none"> <li>1. Seal page – The seal page was updated for certification of the current SWPPP.</li> <li>2. Acronyms – List was updated to reflect the terms used in this SWPPP.</li> <li>3. Table of Contents – page numbers, heading, and tables were updated to align with SWPPP contents.</li> <li>4. Sections 1 was updated to comply with the AZPDES MSGP 2024 and to reflect current site conditions and practices.</li> <li>5. Section 2 was updated to change PPT member “Tiers” to PPT member “Categories” and to reflect current practices.</li> <li>6. Section 3 was updated to include revised control measure breakdown and to reflect current site information.</li> <li>7. Section 4 was updated to include revised control measure breakdown and to reflect current site conditions/procedures.</li> <li>8. Section 5 was updated to reflect current site conditions.</li> <li>9. Section 6 was updated to reflect current site conditions.</li> <li>10. Section 7 was updated to comply with the AZPDES MSGP 2024 and to reflect current site conditions.</li> <li>11. Section 8 was updated to include the option for mobile service provider PPT members to certify no activities occurred during a given quarter, in lieu of an RSI.</li> <li>12. Section 9 was updated to include the outfalls’ MS4 designations and to reflect Aviation’s current processes.</li> <li>13. Section 10 was reorganized to clearly outline the reporting requirements for corrective actions.</li> <li>14. Section 11 was updated to reflect current procedures.</li> <li>15. Figures <ol style="list-style-type: none"> <li>a. Figure 2 was updated to reflect current site conditions including updating PPT member activity areas, potential pollutants, activities and stormwater control features.</li> <li>b. Figure 4 was updated to include additional current spill locations and to reflect current PPT areas.</li> </ol> </li> <li>16. Appendices <ol style="list-style-type: none"> <li>a. Appendices were renumbered to reflect addition of new appendices listed below.</li> <li>b. Appendix A – Control Measures was updated to reflect AZPDES MSGP 2024 requirements.</li> <li>c. Appendix B – PPT Member Category Responsibilities was updated to reflect current procedures.</li> <li>d. Appendices D and E – Pollution Prevention Team Members and Activities were updated to reflect current site conditions</li> <li>e. Appendix G – Spill Report was updated to include current list of significant spills.</li> <li>f. Appendix J – SPCC Annual Review Certification template was replaced with the current template.</li> <li>g. Appendix L – RSI Form was replaced with current form.</li> <li>h. Appendix M – Self-inspection Form was replaced with current form.</li> <li>i. Appendix T – SWPPP Certification Form template was replaced with the current form.</li> <li>j. Appendix V – Deicing Inspection Form was replaced with the current form.</li> <li>k. Appendix W – No Activities Certification Form was added.</li> <li>l. Appendix X – Tier II Certification Letter was added.</li> <li>m. Appendix Y – Revision History was updated to reflect the current SWPPP revisions.</li> </ol> </li> </ol>